

# Campus Recreation

## Membership & Guest Services

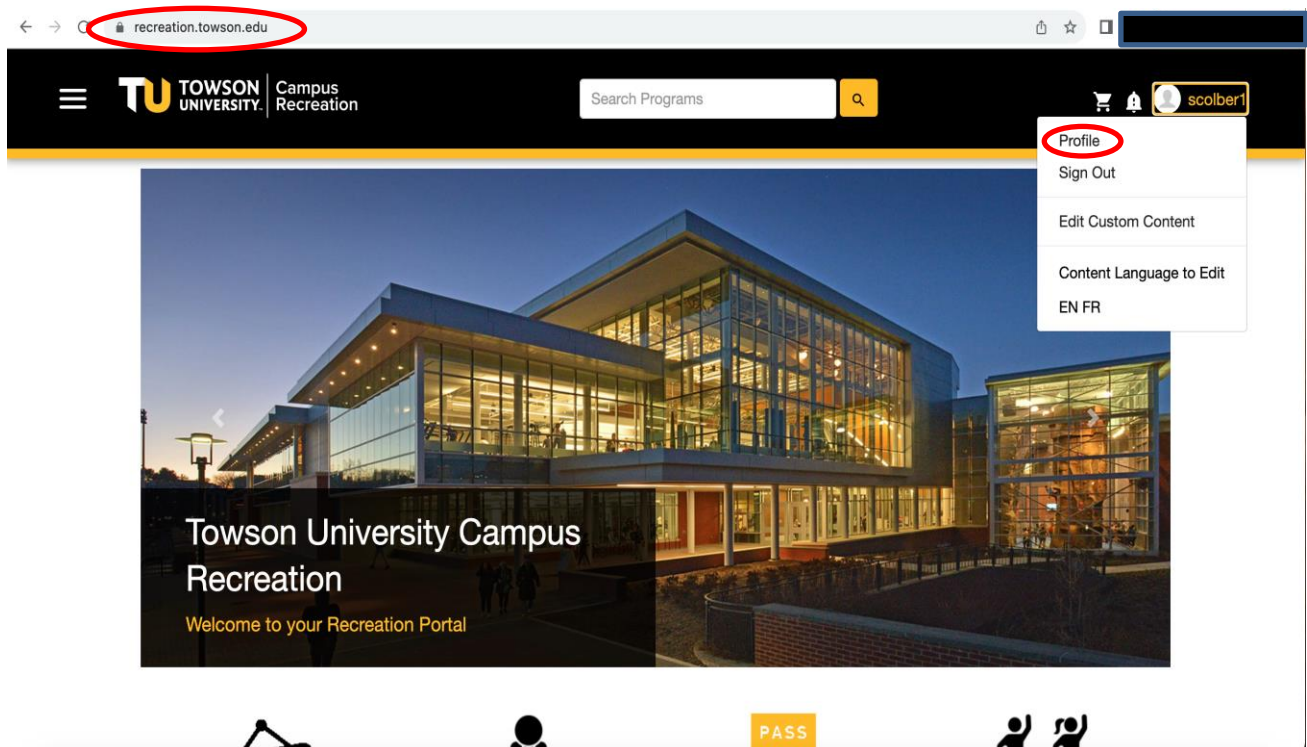
### How to Cancel a Group Fitness Registration



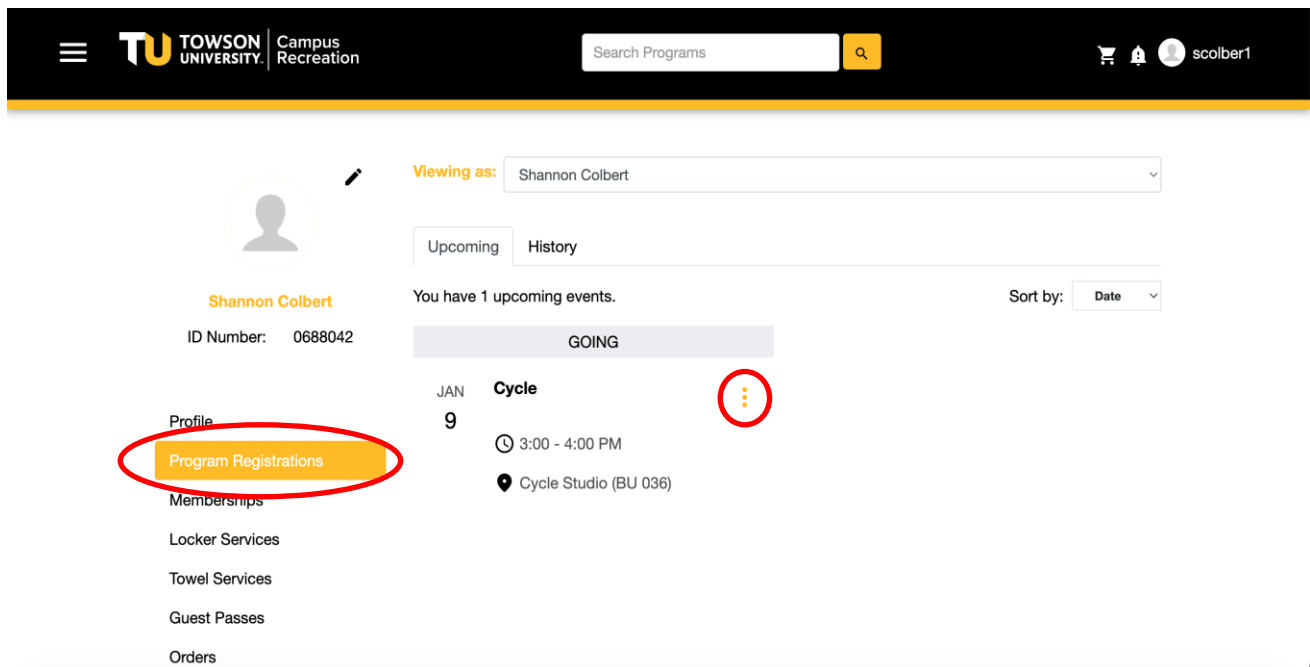
Registrations can be cancelled up to 30 minutes prior to the class time. If your plans change, please cancel your registration. Three “no-shows” during the semester will result in loss of registration privileges. There are three ways to cancel registrations and are described in more detail below.

#### On the Campus Rec Portal

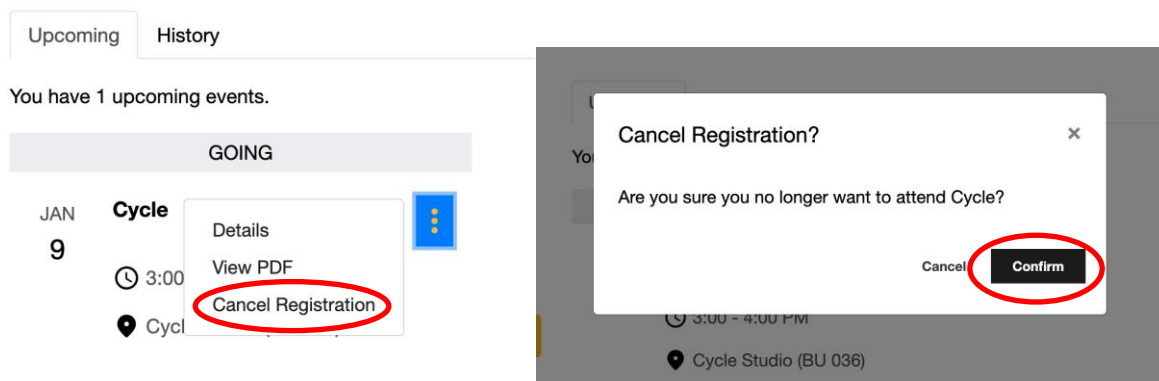
1. Visit [recreation.towson.edu](http://recreation.towson.edu)
2. Click “Sign in” in the top right corner
3. Log in with your TU NetID and password
4. Click your username in the top right corner
5. Then click “Profile”
6. Click “Program Registrations” on the left side
7. Your list of upcoming registrations will appear
8. Select the three vertical dots that correspond with the registration you would like to cancel
9. Select “Cancel Registration”
10. Confirm cancellation



1) Visit [recreation.towson.edu](http://recreation.towson.edu) 2) Click “Sign in” in the top right corner 3) Log in with your TU NetID and password 4) Click your username in the top right corner 5) Then click “Profile”



6) Click “Program Registrations” on the left side 7) Your list of upcoming registrations will appear 8) Select the three vertical dots that correspond with the registration you would like to cancel



9) Select "Cancel Registration" 10) Confirm cancellation

### Via Phone

- Call Membership & Guest Services at 410-704-4061 during operating hours
- The Guest Services Attendant can help you cancel your registration

### In Person

- Visit Membership & Guest Services during operating hours
- The Guest Services Attendant can help you cancel your registration

**\*Cancellations are not available on the TU Campus Rec mobile app!**