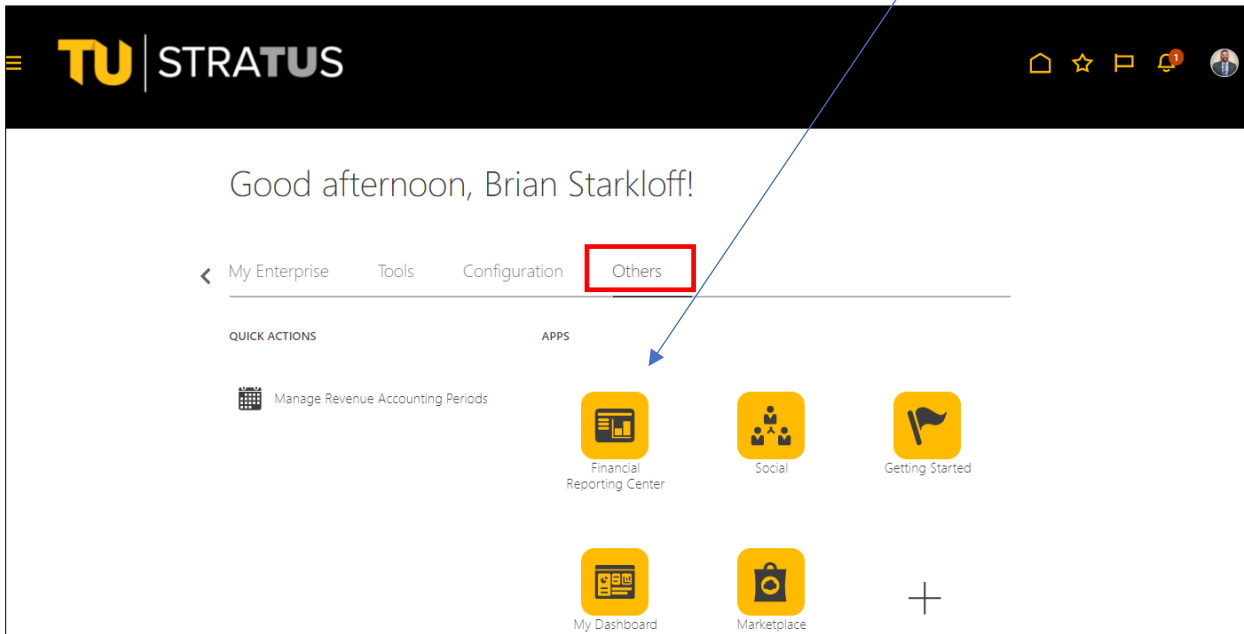


How to Run the Budget vs Actuals Parent Budget Summary

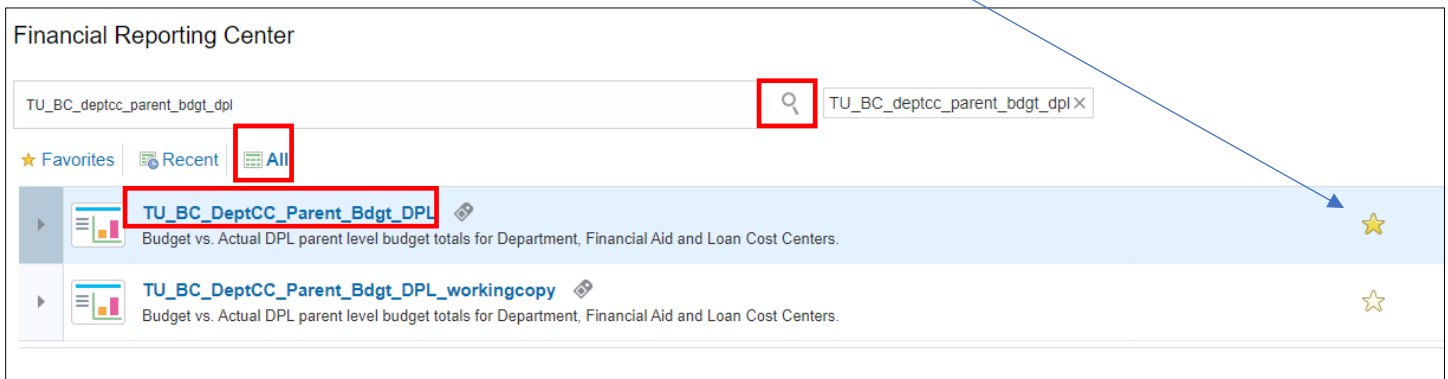
TU_BC_DeptCC_Parent_Bdgt_DPL, TU_BC_GrantCC_Parent_Bdgt_DPL,
TU_BC_ProjectCC_Parent_Bdgt_DPL

Note: This report replaces the PeopleSoft DPL parent budget summary report.
Budget summary reports are available for FY21-22 with summarized transactional activity available via drill-down
FY23 and forward with all transactional details are available via drill-down

Navigate to Others, and select the tile for Financial Reporting Center (FRS)



Select "All" to search all reports, then enter report name you wish to run. For this example we will use TU_BC_DeptCC_Parent_Bdgt_DPL, then check the Search icon. Click on the star icon to the right to save it as a favorite for next time. Click on the report name.



When prompted, enter the accounting period. The accounting period is in a month-calendar year format. For example if you are looking to run this report for March of 2023, you would enter MAR-23 in this box.

You can either enter the accounting period manually or select the icon to the right of the box and select it from a list. Next enter the cost center(s). If entering multiple cost centers, separate them with a comma.

Click OK at the bottom right.

Respond to Prompts - Google Chrome

elbz-test.fa.us2.oraclecloud.com/hr/modules/com/hyperion/reporting/web/common/HRDialogEncloser.jsp?fr_id=-2106825664...

The following prompts have been defined in the report. You may use the default values shown, or select other members.

Respond to Prompts at Report Level ▾

Prompt	Selection	Type	Source
Enter AccountingPeriod:	MAR-23	Report	Report: TU_BC_DeptCC_Parent_Bdgt_DPL Grid: All
Enter Cost Center:	41320	Report	Report: TU_BC_DeptCC_Parent_Bdgt_DPL Grid: Grd1

Help OK Cancel Reset

The report will be generated. To export the report to Excel or PDF, select the drop down next to HTML Preview. If you have ran multiple reports, you can select them from the page drop down.

TU_BC_DeptCC_Parent_Bdgt_DPL Open in new window **Done**

HTML Preview

Towson University

TU_BC_DeptCC_Parent_Bdgt_DPL

For The Period Mar-23

As of Tuesday, March 21, 2023 AD time: 9:22:02 AM Eastern Daylight Time

Run By: BSTARKLOFF

Page 1 of 1

All Source Values All Initiative Values All Objective Values All FutureUse Values All Interfund Values



Expand All Page: 41320-ECS-Admin


	Orig Budget	Rev Budget	Cur Mth Act	Fiscal YTD	Prior YTD	Pre-Encumb	Encumbr	Avail Bal	% Remaining
Revenues									
▶ RTF001-Tuition and Fees Bdgt Parent3	3,010,320.00	3,010,320.00	0.00	1,505,160.00	1,366,244.00	0.00	0.00	1,505,160.00	50.00%
▶ RVS001-Revenue Non Tuition and Fee	0.00	0.00	0.00	0.00	(125.00)	0.00	0.00	0.00	0.00%
▶ RVX001-Auxiliary Revenues	697,721.00	0.00	0.00	135,619.36	69,590.67	0.00	0.00	(135,619.36)	0.00%
▶ RYV001-Other Revenue Sources	0.00	0.00	(728,696.15)	(959,506.46)	(436,501.61)	0.00	0.00	959,506.46	0.00%
Total Revenues	3,708,091.00	3,010,320.00	728,696.15	681,272.90	999,208.06	0.00	0.00	2,329,047.10	77.37
Expenses									
▶ XP1000-Reg Salary, Wages Budget Checking	1,004,580.44	1,004,580.44	0.00	566,286.09	661,160.25	0.00	0.00	438,294.35	43.63%
▶ XP1100-Reg Fringe Budget Checking	419,314.56	419,314.56	0.00	259,283.21	337,153.06	0.00	0.00	160,031.35	38.16%
▶ XP1600-Overtime Budget Checking	4,000.00	4,000.00	0.00	1,409.97	415.70	0.00	0.00	2,590.03	64.75%
▶ XP1800-Regular Tuition Waivers Budget Checking	11,904.00	11,904.00	0.00	0.00	4,462.00	0.00	0.00	11,904.00	100.00%
▶ XP2000-Contractual Salary Budget Checking	129,521.00	129,521.00	0.00	53,498.20	51,657.03	0.00	0.00	76,022.80	58.70%
▶ XP2200-Contractual Fringe Budget Checking	24,328.00	24,328.00	0.00	13,086.53	4,401.00	0.00	0.00	11,241.47	46.21%
▶ XP2300-Tuition Waiver Contractual Budget Checking	0.00	0.00	0.00	0.00	3,468.00	0.00	0.00	0.00	0.00%
▶ XP2600-Regular Student Help Budget Checking	498,340.00	498,340.00	0.00	211,979.27	91,989.35	0.00	0.00	286,360.73	57.46%
▶ XP2700-Grad Assistant Budget Checking	7,000.00	7,000.00	0.00	0.00	0.00	0.00	0.00	7,000.00	100.00%
▶ P6030-Budget Check Communications	14,600.00	14,600.00	0.00	7,057.48	7,881.58	0.00	0.00	7,542.52	51.66%
▶ R6030-Postage	800.00	800.00	0.00	3.39	3.47	0.00	0.00	796.61	99.58%
603003-Postage-Regular	500.00	500.00	0.00	3.39	3.47	0.00	0.00	496.61	99.32%
603009-Postage-Express Mail UPS FED EX	300.00	300.00	0.00	0.00	0.00	0.00	0.00	300.00	100.00%
▶ XR6031-Telephones	13,800.00	13,800.00	0.00	7,054.09	7,878.11	0.00	0.00	6,745.91	48.88%
▶ XPOPER-Budget Check Operating 4-14	2,528,706.00	1,088,697.00	4,289.92	1,187,732.46	271,219.03	5,080.00	300,978.23	(405,093.69)	-37.21%
Total Expenses	4,642,294.00	3,202,285.00	4,289.92	2,300,333.21	1,433,807.00	5,080.00	300,978.23	595,893.56	18.61%
Total Revenue - Expenses	(934,203.00)	(191,965.00)	(732,986.07)	(1,619,060.31)	(434,598.94)	(5,080.00)	(300,978.23)	1,733,153.54	-902.85%


To expand a Parent budget to show the child budget levels, click on the arrow(s) to the left of the Expense line. You can expand the parent budget down to your desired location.

Expenses									
▶ XP1000-Reg Salary, Wages Budget Checking	1,004,580.44	1,004,580.44	0.00	566,286.09	661,160.25	0.00	0.00	438,294.35	43.63%
▶ XP1100-Reg Fringe Budget Checking	419,314.56	419,314.56	0.00	259,283.21	337,153.06	0.00	0.00	160,031.35	38.16%
▶ XP1600-Overtime Budget Checking	4,000.00	4,000.00	0.00	1,409.97	415.70	0.00	0.00	2,590.03	64.75%
▶ XP1800-Regular Tuition Waivers Budget Checking	11,904.00	11,904.00	0.00	0.00	4,462.00	0.00	0.00	11,904.00	100.00%
▶ XP2000-Contractual Salary Budget Checking	129,521.00	129,521.00	0.00	53,498.20	51,657.03	0.00	0.00	76,022.80	58.70%
▶ XP2200-Contractual Fringe Budget Checking	24,328.00	24,328.00	0.00	13,086.53	4,401.00	0.00	0.00	11,241.47	46.21%
▶ XP2300-Tuition Waiver Contractual Budget Checking	0.00	0.00	0.00	0.00	3,468.00	0.00	0.00	0.00	0.00%
▶ XP2600-Regular Student Help Budget Checking	498,340.00	498,340.00	0.00	211,979.27	91,989.35	0.00	0.00	286,360.73	57.46%
▶ XP2700-Grad Assistant Budget Checking	7,000.00	7,000.00	0.00	0.00	0.00	0.00	0.00	7,000.00	100.00%
▶ P6030-Budget Check Communications	14,600.00	14,600.00	0.00	7,057.48	7,881.58	0.00	0.00	7,542.52	51.66%
▶ R6030-Postage	800.00	800.00	0.00	3.39	3.47	0.00	0.00	796.61	99.58%
603003-Postage-Regular	500.00	500.00	0.00	3.39	3.47	0.00	0.00	496.61	99.32%
603009-Postage-Express Mail UPS FED EX	300.00	300.00	0.00	0.00	0.00	0.00	0.00	300.00	100.00%
▶ XR6031-Telephones	13,800.00	13,800.00	0.00	7,054.09	7,878.11	0.00	0.00	6,745.91	48.88%
▶ XPOPER-Budget Check Operating 4-14	2,528,706.00	1,088,697.00	4,289.92	1,187,732.46	271,219.03	5,080.00	300,978.23	(405,093.69)	-37.21%
Total Expenses	4,642,294.00	3,202,285.00	4,289.92	2,300,333.21	1,433,807.00	5,080.00	300,978.23	595,893.56	18.61%
Total Revenue - Expenses	(934,203.00)	(191,965.00)	(732,986.07)	(1,619,060.31)	(434,598.94)	(5,080.00)	(300,978.23)	1,733,153.54	-902.85%

You can also choose to Expand All and that will show you all the lines that are on the DAT Report.

TU_BC_DeptCC_Parent_Bdgt_DPL  

HTML Preview 



Towson University


TU BC DeptCC Parent Bdgt DPL

For The Period Mar-23

As of Tuesday, March 21, 2023 AD time: 11:59:17 AM Eastern Daylight Time


Run By: BSTARKLOFF

All Source Values All Initiative Values All Objective Values All FutureUse Values

Page: 41320-ECS-Admin 

	Orig Budget	Rev Budget	Cur Mth Act	Fiscal YTD	Prior YTD
Revenues					
▶ RTF001-Tuition and Fees Bdgt Parent3	3,010,320.00	3,010,320.00	0.00	1,505,160.00	1,366,244.00
▶ RVS001-Revenue Non Tuition and Fee	0.00	0.00	0.00	0.00	(125.00)
▶ RVX001-Auxiliary Revenues	697,771.00	0.00	0.00	135,619.36	69,590.67
▶ RUY001-Other Revenue Sources	0.00	0.00	(728,696.15)	(959,506.46)	(436,501.61)
Total Revenues	3,708,091.00	3,010,320.00	728,696.15	681,272.90	999.00

Expand All


 **TU_BC_DeptCC_Parent_Bdgt_DPL** Page 1 of 1

For The Period Mar-23

As of Tuesday, March 21, 2023 AD time: 11:59:17 AM Eastern Daylight Time

Run By: BSTARKLOFF

All Source Values All Initiative Values All Objective Values All FutureUse Values All Interfund Values

Page: 41320-ECS-Admin 

Collapse All

	Orig Budget	Rev Budget	Cur Mth Act	Fiscal YTD	Prior YTD	Pre-Encumb	Encumbr	Avail Bal	% Remaining
Revenues									
▼ RTF001-Tuition and Fees Bdgt Parent3	3,010,320.00	3,010,320.00	0.00	1,505,160.00	1,366,244.00	0.00	0.00	1,505,160.00	50.00%
▼ R2F001-All Fees	3,010,320.00	3,010,320.00	0.00	1,505,160.00	1,366,244.00	0.00	0.00	1,505,160.00	50.00%
▼ R2F010-Educational Fees	3,010,320.00	3,010,320.00	0.00	1,505,160.00	1,366,244.00	0.00	0.00	1,505,160.00	50.00%
420629-Univ Fee Transfer	3,010,320.00	3,010,320.00	0.00	1,505,160.00	1,366,244.00	0.00	0.00	1,505,160.00	50.00%
▼ RVS001-Revenue Non Tuition and Fee	0.00	0.00	0.00	0.00	(125.00)	0.00	0.00	0.00	0.00%
▼ RVS010-Sales/Services of Educ activities Bdgt Parent2	0.00	0.00	0.00	0.00	(125.00)	0.00	0.00	0.00	0.00%
▼ RVS100-Education and General Revenue	0.00	0.00	0.00	0.00	(125.00)	0.00	0.00	0.00	0.00%
410524-Rental-Bldg/Grounds Educationa	0.00	0.00	0.00	0.00	(125.00)	0.00	0.00	0.00	0.00%
▼ RVX001-Auxiliary Revenues	697,771.00	0.00	0.00	135,619.36	69,590.67	0.00	0.00	(135,619.36)	0.00%
▼ RVX010-Auxiliary Revenue Activites	697,771.00	0.00	0.00	135,619.36	69,590.67	0.00	0.00	(135,619.36)	0.00%
▼ RVX140-Other Auxiliary Revenue	697,771.00	0.00	0.00	135,619.36	69,590.67	0.00	0.00	(135,619.36)	0.00%
440690-Rental-Bldg/Grounds	0.00	0.00	0.00	135,619.36	69,590.67	0.00	0.00	(135,619.36)	0.00%
440738-All Other/Miscellaneous Sales	697,771.00	0.00	0.00	0.00	0.00	0.00	0.00	0.00	0.00%
▼ RUY001-Other Revenue Sources	0.00	0.00	(728,696.15)	(959,506.46)	(436,501.61)	0.00	0.00	959,506.46	0.00%
▼ RUY010-Other Revenue Bdgt Parent2	0.00	0.00	(728,696.15)	(959,506.46)	(436,501.61)	0.00	0.00	959,506.46	0.00%
▼ RUY130-Other non operating revenue(expenses) Parent	0.00	0.00	(728,696.15)	(959,506.46)	(436,501.61)	0.00	0.00	959,506.46	0.00%
499908-Transfers	0.00	0.00	(728,696.15)	(959,506.46)	(436,501.61)	0.00	0.00	959,506.46	0.00%

If you want to return to the Parent level, you can click Collapse All.

To drill-down into a dollar amount, click on the amount in blue and you can review additional information.

If you select an amount in the budget column, you can view budget journals.

If you select an amount in the current month actuals, fiscal YTD, or prior YTD, you will get actuals (invoices, journals, deposits, expenses)

Clicking on an amount in the requisitions and purchase orders column will show you those details as well.

For this example, we will select XR6030-Postage. A year to date (YTD) expense account.

▶XP2600-Regular Student Help Budget Checking	498,340.00	498,340.00	0.00	211,979.27	91,989.35	0.00	0.00	286,360.73	57.46%
▶XP2700-Grad Assistant Budget Checking	7,000.00	7,000.00	0.00	0.00	0.00	0.00	0.00	7,000.00	100.00%
▼XP6030-Budget Check Communications	14,600.00	14,600.00	0.00	7,057.48	7,881.58	0.00	0.00	7,542.52	51.66%
▶XR6030-Postage	800.00	800.00	0.00	3.39	3.47	0.00	0.00	796.61	99.58%
▶XR6031-Telephones	13,800.00	13,800.00	0.00	7,054.09	7,878.11	0.00	0.00	6,745.91	48.88%
▶XPOPER-Budget Check Operating 4-14	2,528,706.00	1,088,697.00	4,289.92	1,187,732.46	271,219.03	5,080.00	300,978.23	(405,093.69)	-37.21%
Total Expenses	4,642,294.00	3,202,285.00	4,289.92	2,300,333.21	1,433,807.00	5,080.00	300,978.23	595,893.56	18.61%
Total Revenue - Expenses	(934,203.00)	(191,965.00)	(732,986.07)	(1,619,060.31)	(434,598.94)	(5,080.00)	(300,978.23)	1,733,153.54	-902.85%

