

MARYLAND PROGRAM NETWORK LAUNCH

September 14 - 15, 2017



TeachingWorks
UNIVERSITY of MICHIGAN

WELCOME!!

- We are so glad to finally meet you!
- Thank you for taking time out of your incredibly busy schedules to be here.
- Thank you to Nancy Shapiro and DeWayne Morgan for all the work they did to make this happen.
- Introduction of the team leads



TeachingWorks



This work is licensed under the Creative Commons Attribution-Noncommercial-No Derivative Works Version 3.0 United States License:
<http://creativecommons.org/licenses/by-nc-nd/3.0/us/> © 2017 TeachingWorks • School of Education • University of Michigan • Ann Arbor, MI 48109 • info@teachingworks.org

THE TEACHINGWORKS TEAM

- Deborah Ball
- Monique Cherry-McDaniel
- Karen Ahn
- Melissa Kemmerle
- Nicole Garcia
- Kyana Taylor
- Meghan Shaughnessy
- Laura Jones
- Alexis Yowell
- Alistair Bomphray
- Brianne Dotson
- Alyssa Brandon



TeachingWorks



This work is licensed under the Creative Commons Attribution-Noncommercial-No Derivative Works Version 3.0 United States License:
<http://creativecommons.org/licenses/by-nc-nd/3.0/us/> © 2017 TeachingWorks • School of Education • University of Michigan • Ann Arbor, MI 48109 • info@teachingworks.org

INSTITUTIONS IN THE MARYLAND PROGRAM NETWORK

- Bowie State University
- Coppin State University
- Salisbury University
- Towson University
- University of Maryland College Park



TeachingWorks



This work is licensed under the Creative Commons Attribution-Noncommercial-No Derivative Works Version 3.0 United States License:
<http://creativecommons.org/licenses/by-nc-nd/3.0/us/> © 2017 TeachingWorks • School of Education • University of Michigan • Ann Arbor, MI 48109 • info@teachingworks.org

GETTING TO KNOW ONE ANOTHER

- Turn and talk in pairs (5 minutes)
 1. What do you like to be called?
 2. What institution do you work at?
 3. What is one thing you are trying to learn right now?

- After 5 minutes, we will go around the room and share what we found out about each other.



TeachingWorks



This work is licensed under the Creative Commons Attribution-Noncommercial-No Derivative Works Version 3.0 United States License:
<http://creativecommons.org/licenses/by-nc-nd/3.0/us/> © 2017 TeachingWorks • School of Education • University of Michigan • Ann Arbor, MI 48109 • info@teachingworks.org

SOME PAPERWORK...

- Photo release forms—Alyssa
- Reimbursement forms—Kyana
- Any questions about anything so far?



TeachingWorks



This work is licensed under the Creative Commons Attribution-Noncommercial-No Derivative Works Version 3.0 United States License:
<http://creativecommons.org/licenses/by-nc-nd/3.0/us/> © 2017 TeachingWorks • School of Education • University of Michigan • Ann Arbor, MI 48109 • info@teachingworks.org

FRAMING OUR WORK

■ Video clips

1. 13th (available on Netflix) timestamp 4:30-11:00

2. Vice documentary

<https://news.vice.com/story/vice-news-tonight-full-episode-charlottesville-race-and-terror>

Time stamp: 0:10 - 2:08

3. Suspensions

<http://www.dptv.org/one-detroit/pathways-to-prison/>

Time stamp: 5:54- 9:55

4. Success Academy video

<https://www.youtube.com/watch?v=AzWicLyDTkw>

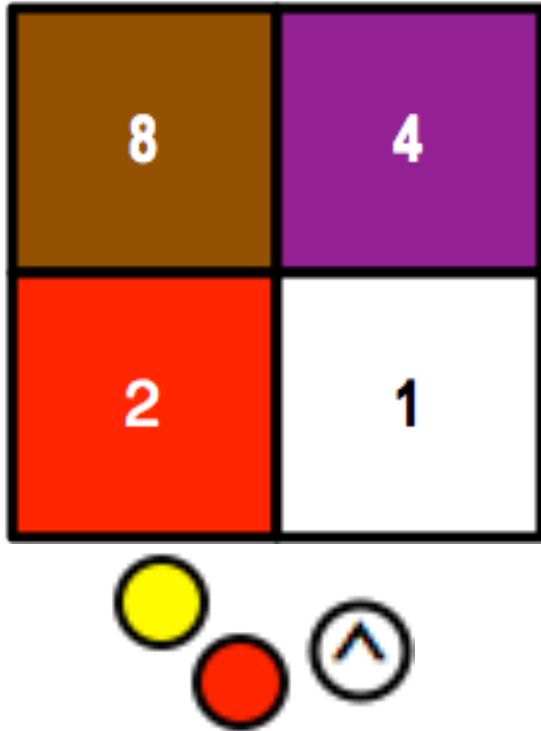
Entire Video

5. Uncommon Schools video

<https://vimeo.com/164137363>

0.03- end

THE MINICOMPUTER



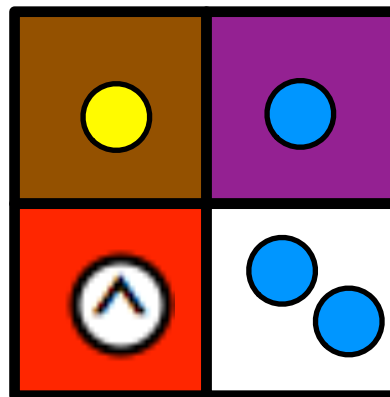
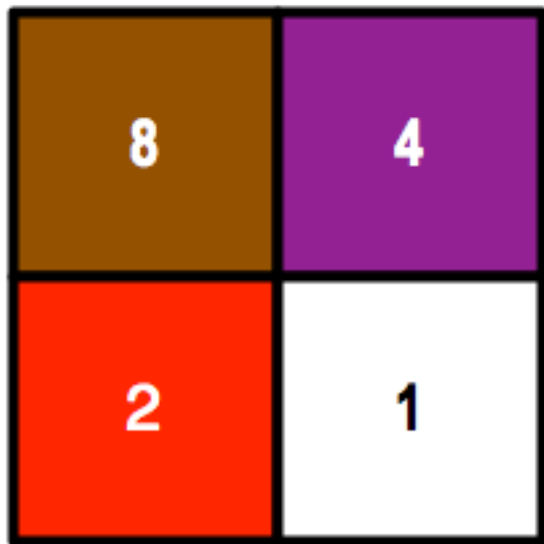
(Papy Minicomputer)

- Abstract mathematical context for work on number relationships, mathematical structure, arithmetic properties (e.g., distributive property), even and odd numbers
- Also a setting for developing skills of mathematical argument and analysis, as well as proof
- Novel and complex mathematical environment for children




TeachingWorks

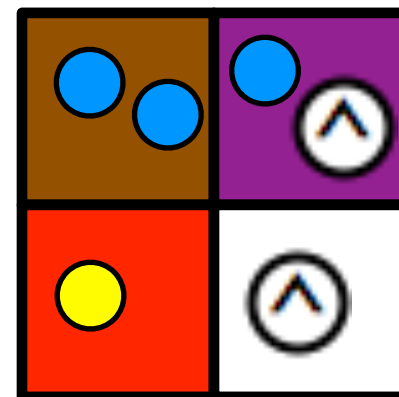
THE MINICOMPUTER



12



-4



17

TeachingWorks

MEET VIRSHAWN



10 years old, Black male

In fourth grade:

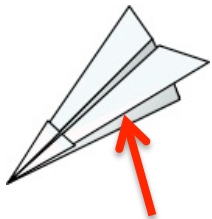
- He was often sent out of the room, to the hall or the principal's office
- He was in trouble often
- He wasn't doing well in math
- He was articulate and liked to write



TeachingWorks

SEEING VIRSHAWN


Virshawn between
11:19 – 11:25



Paper airplane




What do you
see of
Virshawn?




TeachingWorks

At 11:26, the teacher says,
“You know what, Virshaw, I
am going to need you to
come up here closer where
you can see and hear and
won’t be distracted.”




Over the next minute,
Virshawm is raising his
hand to answer questions.



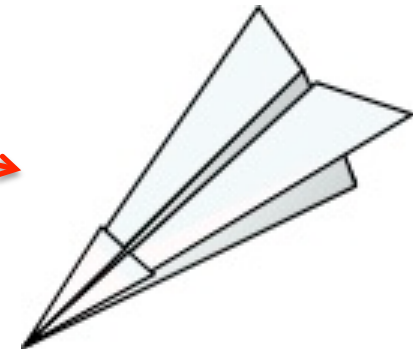

At 11:27, the teacher says,
“Virshaw, you get to come
up and make a number
because you are the closest
person to the board.”

“You can have two checkers
and you can put them
wherever you want, and
make a number, and then
you can call on somebody.”



TeachingWorks

AT 11:28, VIRSHAWN TAKES THE ROLE OF THE TEACHER

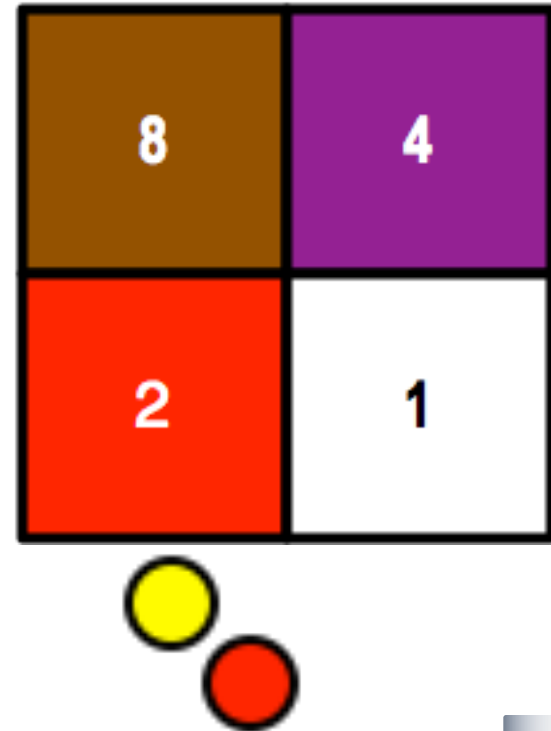


TeachingWorks

VIRSHAWN, ONE WEEK LATER

THE TWO-CHECKER PROBLEM

What numbers are possible to make on the Minicomputer with exactly two positive checkers?



TeachingWorks

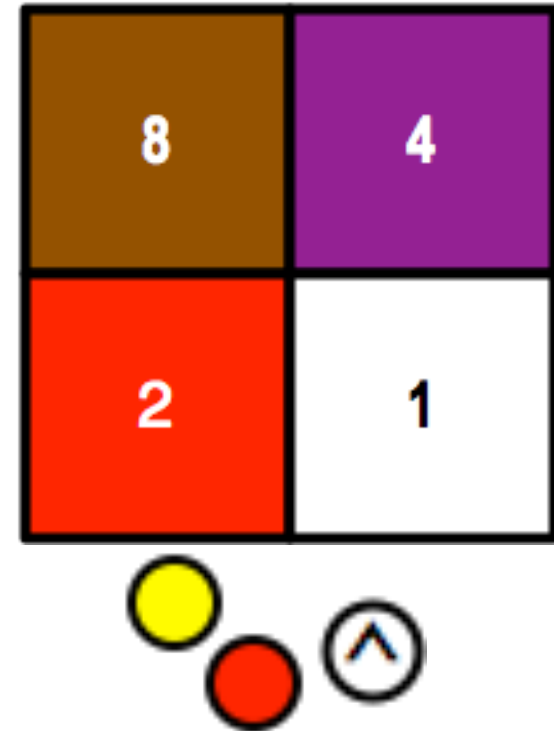
ADDING A NEGATIVE CHECKER!

The children found that 7, 11, 13, 14, and 15 were impossible with exactly two checkers.

EXTENSION:

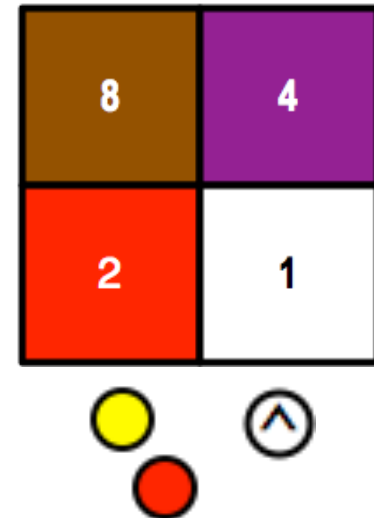

Can you make 7, 11, 13, 14, and 15 if you have a negative checker?

You must use both positive checkers and you can use one negative checker if it is useful.



TeachingWorks

VIDEO: HOW DOES THIS DAY RELATE TO WHAT HAPPENED ONE WEEK EARLIER?



I think the negative checker is Awesome

TeachingWorks

WHAT IS THE WORK OF TRUSTING STUDENTS TO LEARN AND HOLDING HIGH EXPECTATIONS OF THEM IN REAL TIME IN THIS EXAMPLE?

- Trusting Virshawn to be mathematically engaged
- Making explicit positive mathematical roles that actively include and support children (e.g., “being the teacher”)
- Creating opportunities to “practice mathematics”
- Making available an opportunity to develop agency through “proving the impossible”
- Focusing on mathematics as a context for positive roles and identity



OUR WORK

- What can we do *specifically* as teacher educators to disrupt injustice, inequity, and hatred?
- How do we make our commitment to equity, justice and respect present in the ways we prepare teachers?
- What are we doing well right now already, and what do we need to work on?



TeachingWorks



This work is licensed under the Creative Commons Attribution-Noncommercial-No Derivative Works Version 3.0 United States License:
<http://creativecommons.org/licenses/by-nc-nd/3.0/us/> © 2017 TeachingWorks • School of Education • University of Michigan • Ann Arbor, MI 48109 • info@teachingworks.org

PRE-CONVENING SURVEY

- Thank you to those of you who have already completed the survey.
- If you haven't yet completed it, please do so tonight.
- Please let us know if you do not have the link to the survey.



TeachingWorks



This work is licensed under the Creative Commons Attribution-Noncommercial-No Derivative Works Version 3.0 United States License:
<http://creativecommons.org/licenses/by-nc-nd/3.0/us/> © 2017 TeachingWorks • School of Education • University of Michigan • Ann Arbor, MI 48109 • info@teachingworks.org

TOMORROW...

- Breakfast at 8:30 a.m. at the Sheraton Columbia Town Center
 - 10207 Wincopin Circle, Columbia
 - Please let us know if you need transportation to the Sheraton
- Lunch at 12:30 p.m. (approx)
- Meetings end at 4:30 p.m.



TeachingWorks



This work is licensed under the Creative Commons Attribution-Noncommercial-No Derivative Works Version 3.0 United States License:
<http://creativecommons.org/licenses/by-nc-nd/3.0/us/> © 2017 TeachingWorks • School of Education • University of Michigan • Ann Arbor, MI 48109 • info@teachingworks.org

MARYLAND PROGRAM NETWORK LAUNCH

Day 2

September 15, 2017



TeachingWorks

UNIVERSITY of MICHIGAN

GOOD MORNING!

- Wifi: Sheraton_CONF passcode: sheraton
- Photo release forms—Alyssa
- Reimbursement forms – Kyana
- #MdPN (that's us!)
- New introductions
- Style of today



TeachingWorks



This work is licensed under the Creative Commons Attribution-Noncommercial-No Derivative Works Version 3.0 United States License:
<http://creativecommons.org/licenses/by-nc-nd/3.0/us/> © 2017 TeachingWorks • School of Education • University of Michigan • Ann Arbor, MI 48109 • info@teachingworks.org

THE DAY'S AGENDA

- 9:10 Maryland Program Network Compact
- 9:45 Creating a shared understanding of what we mean by *Practice-Based Teacher Education*
- 10:15 Looking in depth at one *High Leverage Practice* and developing *Critical Consciousness* in pre-service teachers
- 12:30 Lunch
- 1:00 The pedagogy of *Rehearsal*
- 2:00 *Crosswalk* between High Leverage Practices and Teacher Educator Pedagogies
- 2:45 Institutional time
- 3:30 Wrap-up discussion and next steps
- 4:30 Close



TeachingWorks



This work is licensed under the Creative Commons Attribution-Noncommercial-No Derivative Works Version 3.0 United States License:
<http://creativecommons.org/licenses/by-nc-nd/3.0/us/> © 2017 TeachingWorks • School of Education • University of Michigan • Ann Arbor, MI 48109 • info@teachingworks.org

MARYLAND PROGRAM NETWORK COMPACT

Compact: *A covenant or contract made between persons or parties; a mutual agreement or understanding.*



TeachingWorks



This work is licensed under the Creative Commons Attribution-Noncommercial-No Derivative Works Version 3.0 United States License:
<http://creativecommons.org/licenses/by-nc-nd/3.0/us/> © 2017 TeachingWorks • School of Education • University of Michigan • Ann Arbor, MI 48109 • info@teachingworks.org

MARYLAND PROGRAM NETWORK COMPACT

TeachingWorks asks of you that you commit to--

1. Participate in the convenings and meetings, and conduct ourselves remembering that our work will affect the quality of education that children will receive.
2. Create or revise and then pilot activities that enact one or more of the teacher educator pedagogies, on the HLP's the group chooses to focus on.
3. Collect and share data on the results of that work.
4. Assess candidates' development and proficiency with specific HLPs.
5. Take appropriate advantage of the support available to you between convenings.
6. Share among one another, to include things learned, materials created, information and results from piloting.
7. Demonstrate respect and regard for one another as professionals and as individuals.
8. Enact values of inclusiveness and equity as we work together to develop ourselves as a professional community.
9. Respect the diversity among us and our contexts while also seeking to do as much in common as possible in our areas of focus as a program network.



TeachingWorks



PLEASE REVIEW AND ADD TO THE COMPACT

- [Tinyurl.com/MarylandTWCompact](https://tinyurl.com/MarylandTWCompact)



TeachingWorks



This work is licensed under the Creative Commons Attribution-Noncommercial-No Derivative Works Version 3.0 United States License:
<http://creativecommons.org/licenses/by-nc-nd/3.0/us/> © 2017 TeachingWorks • School of Education • University of Michigan • Ann Arbor, MI 48109 • info@teachingworks.org

DEVELOPING SHARED LANGUAGE FOR OUR WORK



TeachingWorks
UNIVERSITY of MICHIGAN

WHAT DO WE MEAN BY PRACTICES-BASED TEACHER EDUCATION AND SUPPORT?

Programs provide opportunities to:

- Understand the specific, high-leverage practices required for graduation;
- Observe and practice, with close coaching, high-leverage practices of teaching;
- Learn the knowledge they need to use high-leverage practices in the classroom;
- Assess teacher candidates' progress toward basic competency in high-leverage practices.

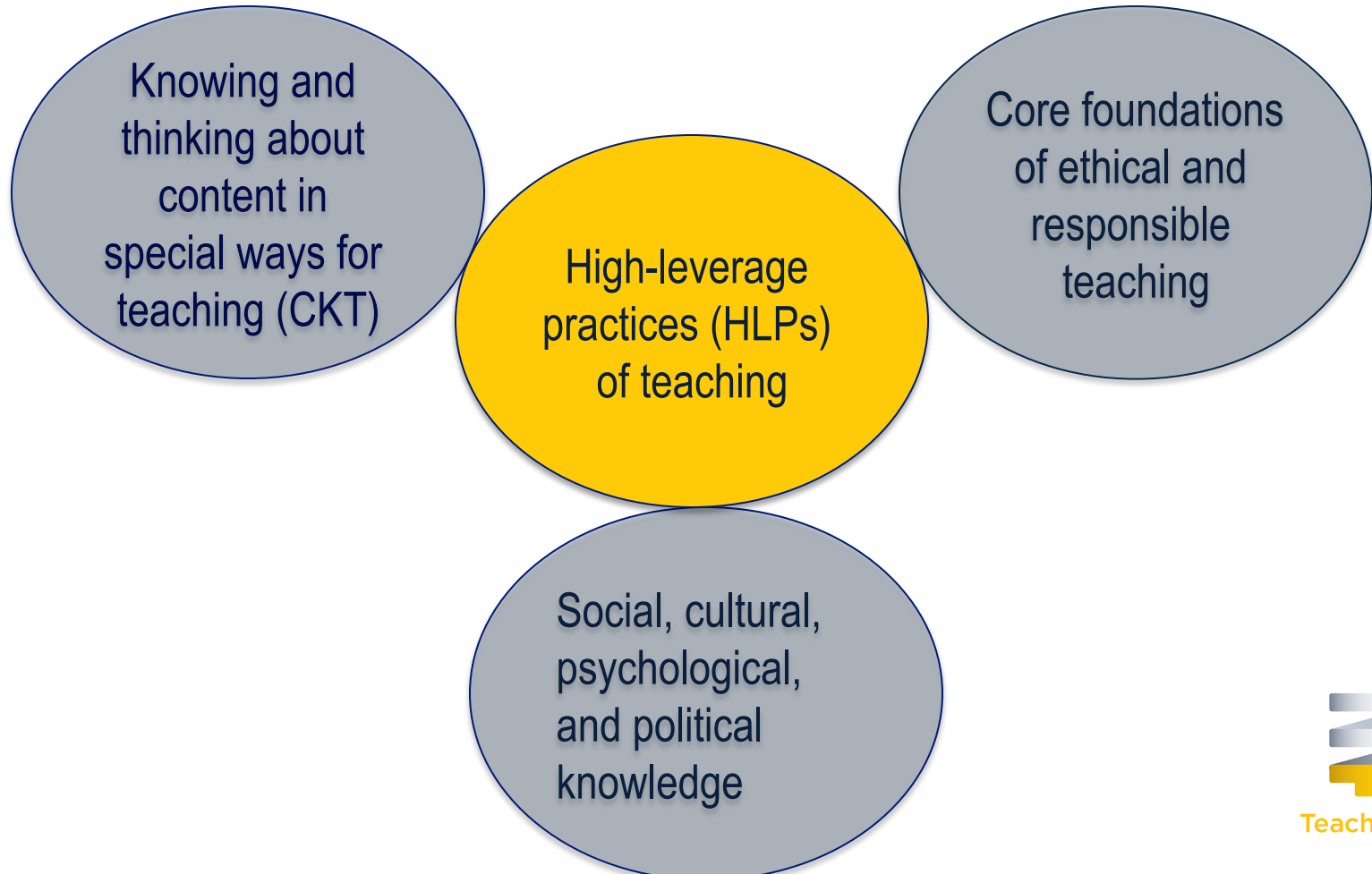


TeachingWorks



This work is licensed under the Creative Commons Attribution-Noncommercial-No Derivative Works Version 3.0 United States License:
<http://creativecommons.org/licenses/by-nc-nd/3.0/us/> © 2017 TeachingWorks • School of Education • University of Michigan • Ann Arbor, MI 48109 • info@teachingworks.org

WHAT DO TEACHER CANDIDATES LEARN IN A PRACTICES-BASED TEACHER EDUCATION CURRICULUM?



WHAT DO WE MEAN BY HIGH-LEVERAGE PRACTICES?

- Things teachers DO—
 - All the time!
 - That leverage students' learning and flourishing
 - That put young people at risk when done badly
 - That create equitable access to ambitious content
 - That can be taught to beginners, and support the development of more advanced practice later
 - That can be assessed



TeachingWorks



This work is licensed under the Creative Commons Attribution-Noncommercial-No Derivative Works Version 3.0 United States License:
<http://creativecommons.org/licenses/by-nc-nd/3.0/us/> © 2017 TeachingWorks • School of Education • University of Michigan • Ann Arbor, MI 48109 • info@teachingworks.org

HIGH-LEVERAGE PRACTICES

1. Leading a group discussion
2. Explaining and modeling content, practices, and strategies
3. Eliciting and interpreting individual students' thinking
4. Diagnosing particular common patterns of student thinking and development in a subject-matter domain
5. Implementing norms and routines for classroom discourse and work
6. Coordinating and adjusting instruction during a lesson
7. Specifying and reinforcing productive student behavior
8. Implementing organizational routines
9. Setting up and managing small group work
10. Building respectful relationships with students
11. Talking about a student with parents or other caregivers
12. Learning about students' cultural, religious, family, intellectual, and personal experiences and resources for use in instruction
13. Setting long- and short-term learning goals for students
14. Designing single lessons and sequences of lessons
15. Checking student understanding during and at the conclusion of lessons
16. Selecting and designing formal assessments of student learning
17. Interpreting the results of student work, including routine assignments, quizzes, tests, projects, and standardized assessments
18. Providing oral and written feedback to students
19. Analyzing instruction for the purpose of improving it



TeachingWorks



This work is licensed under the Creative Commons Attribution-Noncommercial-No Derivative Works Version 3.0 United States License:
<http://creativecommons.org/licenses/by-nc-nd/3.0/us/> © 2017 TeachingWorks • School of Education • University of Michigan • Ann Arbor, MI 48109 • info@teachingworks.org

HOW DO WE TEACH PRACTICES?

- “pedagogies of **investigation**” (e.g., what do you notice? analyzing a video, reading cases)
- “pedagogies of **reflection**” (e.g., reflect on field experience, reflect on own teaching, own videos)
- “**pedagogies of enactment**”

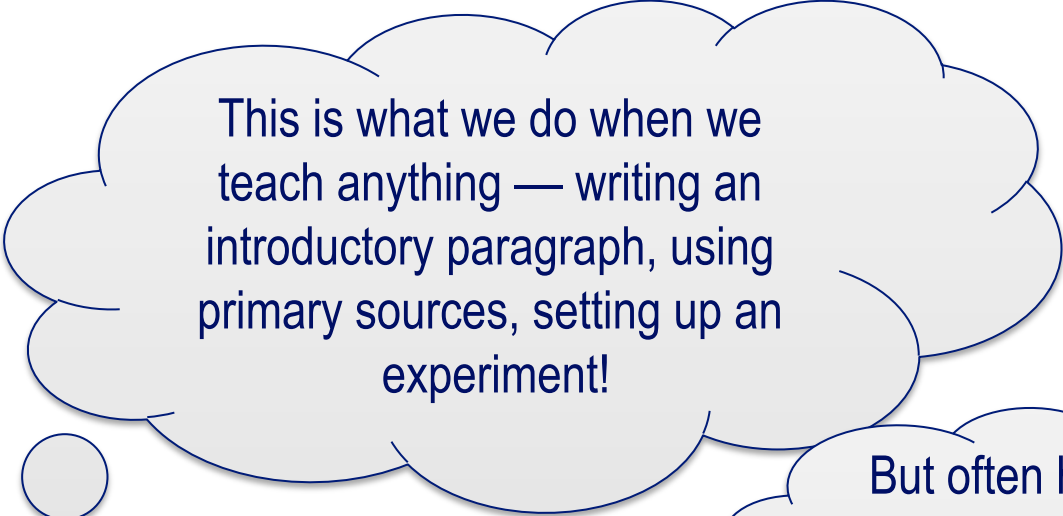
Grossman, P., Hammerness, K., and McDonald, M. (2009.) Redefining teaching, re-imagining teacher education, *Teachers and Teaching: Theory and Practice*, 15:2, 273-289



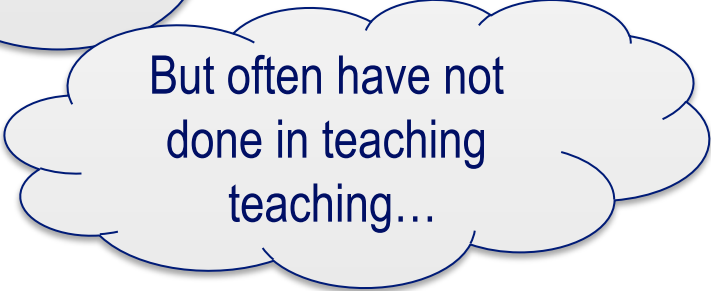
This work is licensed under the Creative Commons Attribution-Noncommercial-No Derivative Works Version 3.0 United States License:
<http://creativecommons.org/licenses/by-nc-nd/3.0/us/> © 2017 TeachingWorks • School of Education • University of Michigan • Ann Arbor, MI 48109 • info@teachingworks.org

WHAT IS A DECOMPOSITION?

A careful unpacking of a teaching practice into chunks or elements that can be taught helpfully to novices.



This is what we do when we teach anything — writing an introductory paragraph, using primary sources, setting up an experiment!



But often have not done in teaching teaching...

HOW DO WE INTEGRATE THESE COMPONENTS INTO ACTIVITY DESIGN?



TeachingWorks



This work is licensed under the Creative Commons Attribution-Noncommercial-No Derivative Works Version 3.0 United States License:
<http://creativecommons.org/licenses/by-nc-nd/3.0/us/> © 2017 TeachingWorks • School of Education • University of Michigan • Ann Arbor, MI 48109 • info@teachingworks.org

Four domains
of
consideration
for activity
design

The Teaching Practice

How do we select a teaching practice worth developing in our novices?

Teacher Educator Pedagogy

How should WE teach this teaching practice?

Content Knowledge

There's a lot of content in the K12 curriculum; what matters deeply for beginners to know and in what ways?

Ethical Obligations and Considerations

What are our responsibilities to young people, to their families and communities, and to our central task of advancing justice?

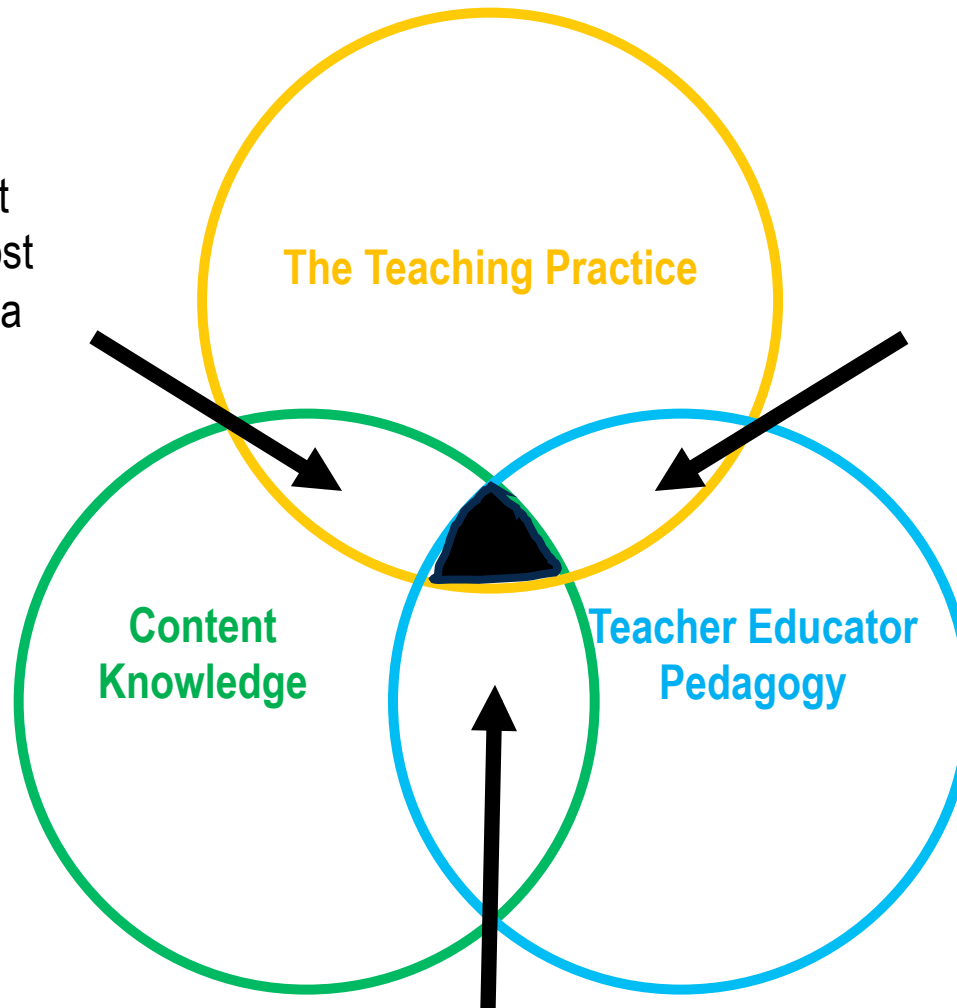
Ethical Considerations and Obligations

What are our responsibilities to young people, to their families and communities, and to our central task of advancing justice?

Some questions that guide our work:

- What does this teaching practice imply about how we think young people deserve to be treated?
- What classroom conditions are required for this practice to be successfully used?
- What does the teaching practice accomplish—by way of advancing justice—when it is done well?
- What are the consequences of enacting this practice badly? For the individual student? For the collective?
- What messages will young people receive from the content we choose, and the materials and texts we put in front of them?

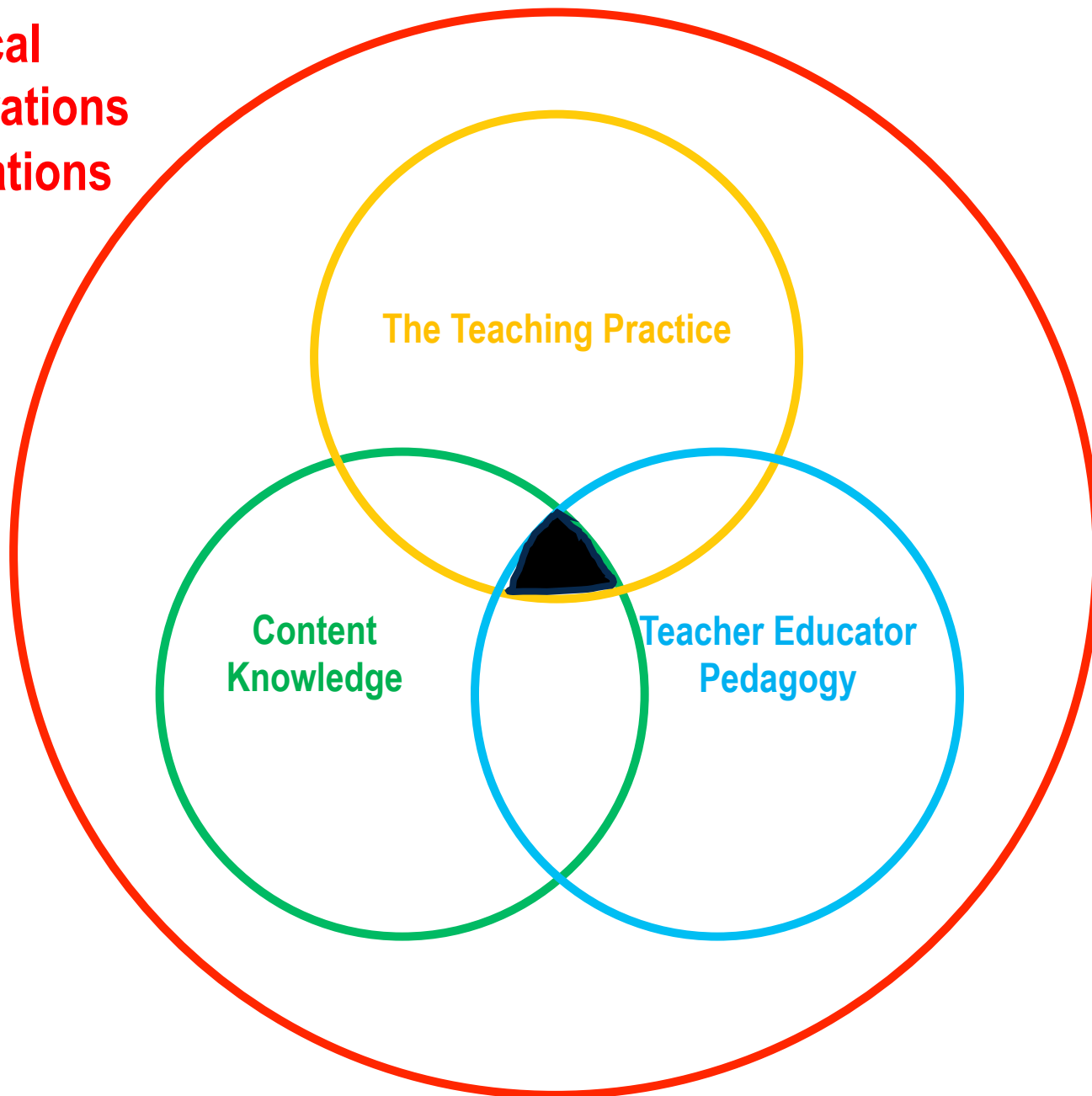
What content is best matched with and most frequently used with a particular teaching practice?



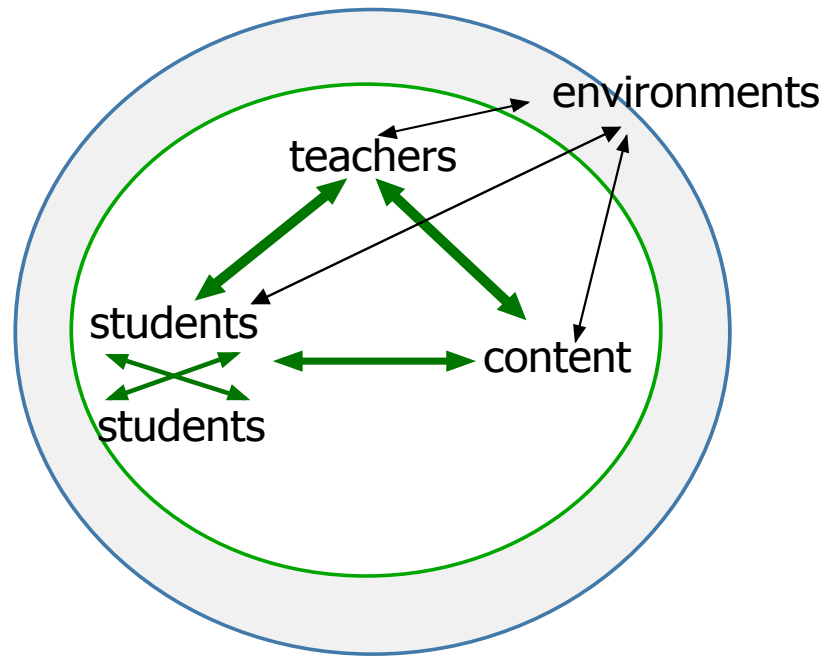
What pedagogy is most useful and effective for learning to do the work of the identified part of the teaching practice?

Which pedagogies will allow you to work on content in ways that will support development of content knowledge for teaching?

Ethical Considerations & Obligations



THE WORK OF SOCIAL JUSTICE LIVES INSIDE THE WORK OF TEACHING



- By understanding one's identity and role as part of a broader system of oppression that are historical and persistent
- By knowing what “normally” happens and how these patterns reproduce oppression, and by deliberately doing things that counter those patterns
- By seeing each student—their strengths and their work
- By opening up “content” and possibilities for students to connect with and do the content

IN TEACHING AND LEARNING TO TEACH, SOCIAL JUSTICE IS INTERTWINED WITH SUBJECT MATTER CONTENT AND TEACHING PRACTICES

Eliciting and interpreting student thinking

- Seeing and naming students' strengths and knowledge
- Demonstrating interest in and respect for students
- Posing questions that are attuned to students' thinking, language, experience
- Listening generously and carefully
- Representing and drawing on a broad and nuanced way of thinking about what mathematics (or ELA, science, etc.)

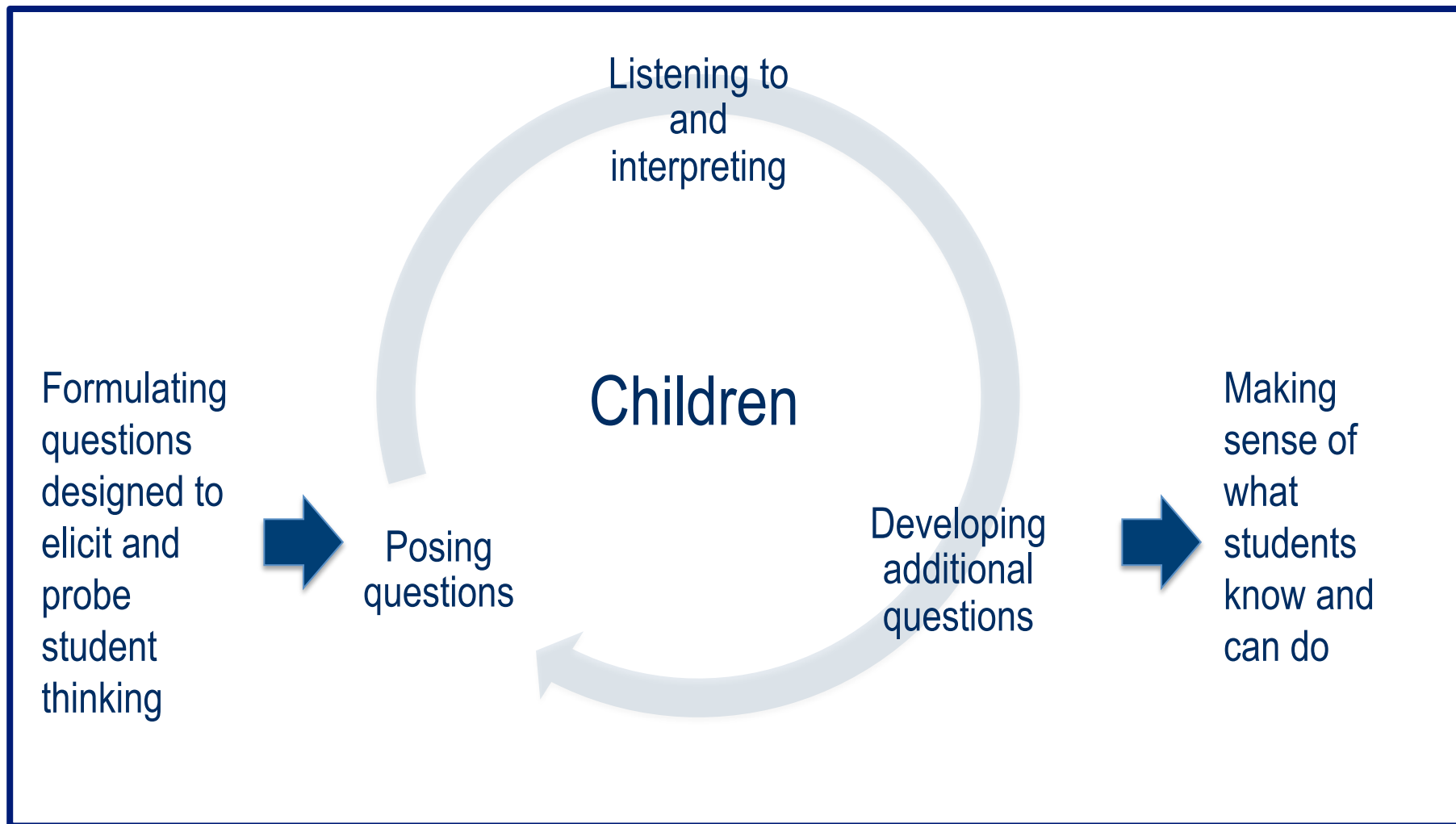
In ways that disrupt inequity and injustice:

- Not focusing on what students don't know and their “misconceptions”
- Not conveying impatience or lack of regard for students' ideas
- Not posing questions in ways that make sense to you, but not to the student
- Not assuming you know what students are saying
- Not reproducing narrow views of what the “content” is and what being “good at it” comprises



ELICITING AND INTERPRETING STUDENT THINKING

Teachers pose questions or tasks that encourage and support students to share their thinking about specific ideas in order to learn about what students know and how they think. Eliciting student thinking makes it possible to surface ideas for other students to consider and to make responsive instructional decisions. To do this skillfully, a teacher draws out a student's thinking through carefully-chosen questions and tasks, listens attentively and generously, and considers and checks alternative interpretations of the student's ideas and methods.



Content & practices

- Developing general, open ended questions
- Choosing a focus
- Developing hypotheses to test

Formulating questions designed to elicit and probe student thinking



Posing questions

Children

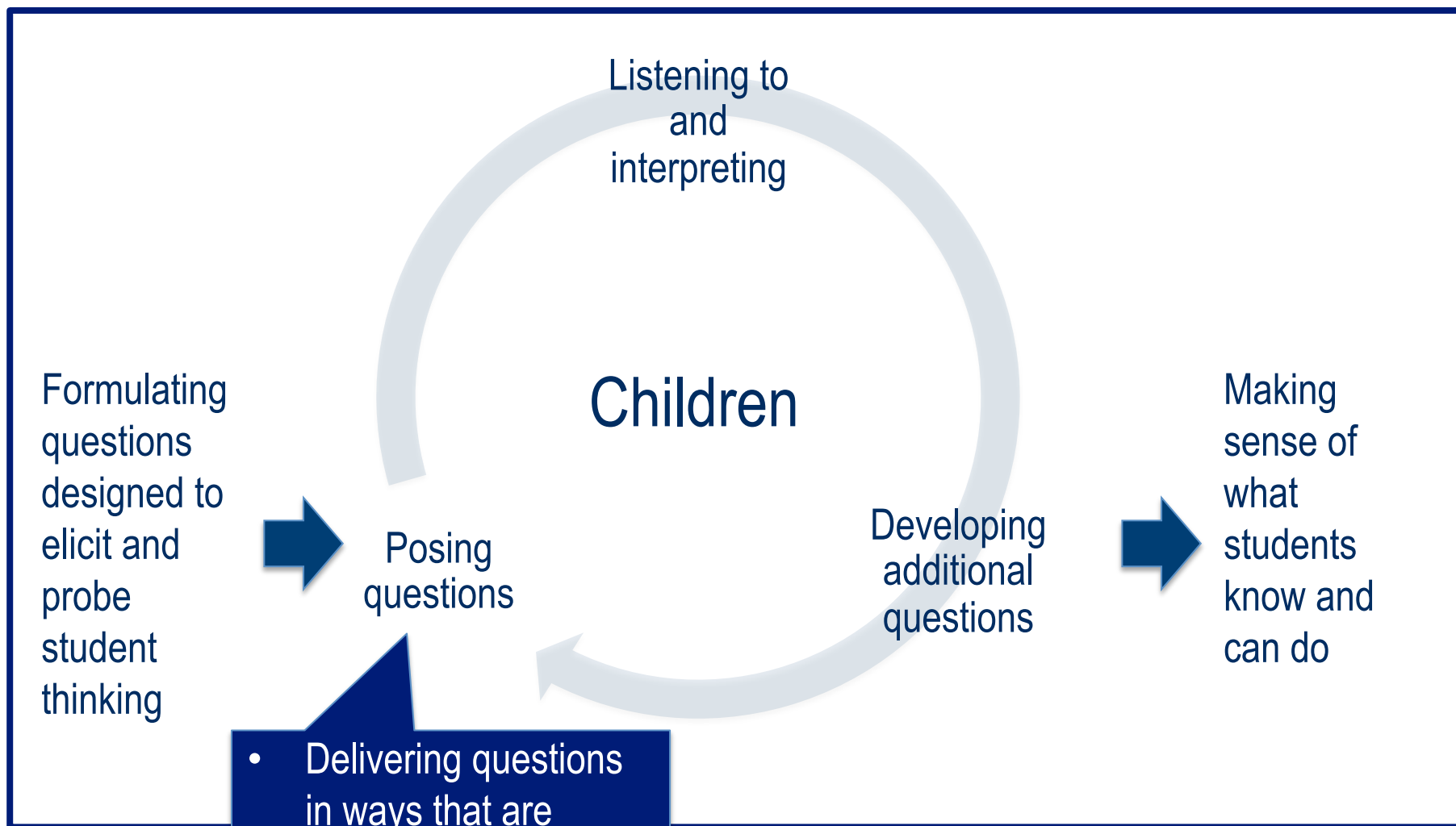
Listening to and interpreting

Developing additional questions



Making sense of what students know and can do

Content & practices



- Giving students time to speak
- Paying close attention to what the student says
- Noticing features of the student's thinking

Listening to
and
interpreting

Children

Formulating
questions
designed to
elicit and
probe
student
thinking



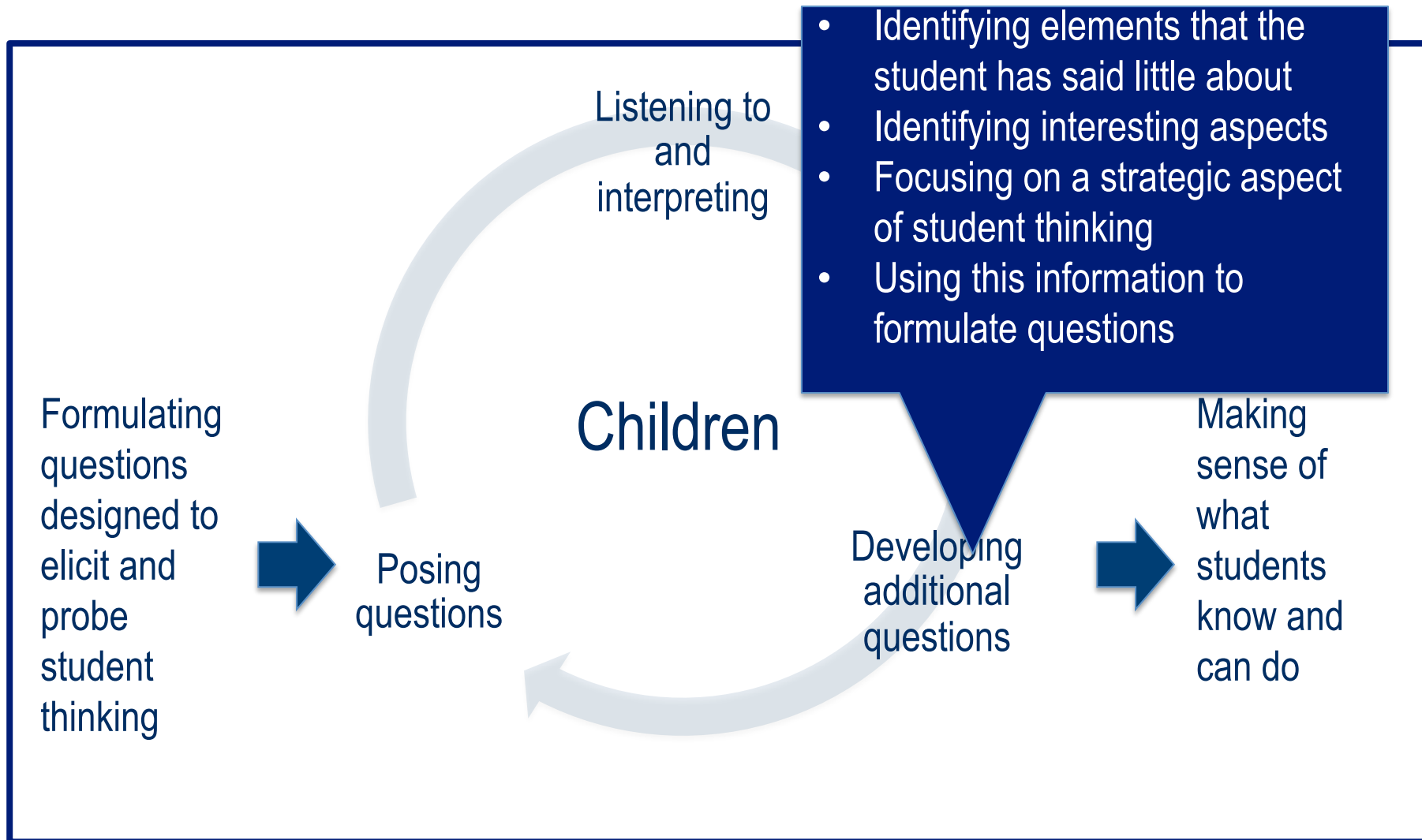
Posing
questions

Developing
additional
questions

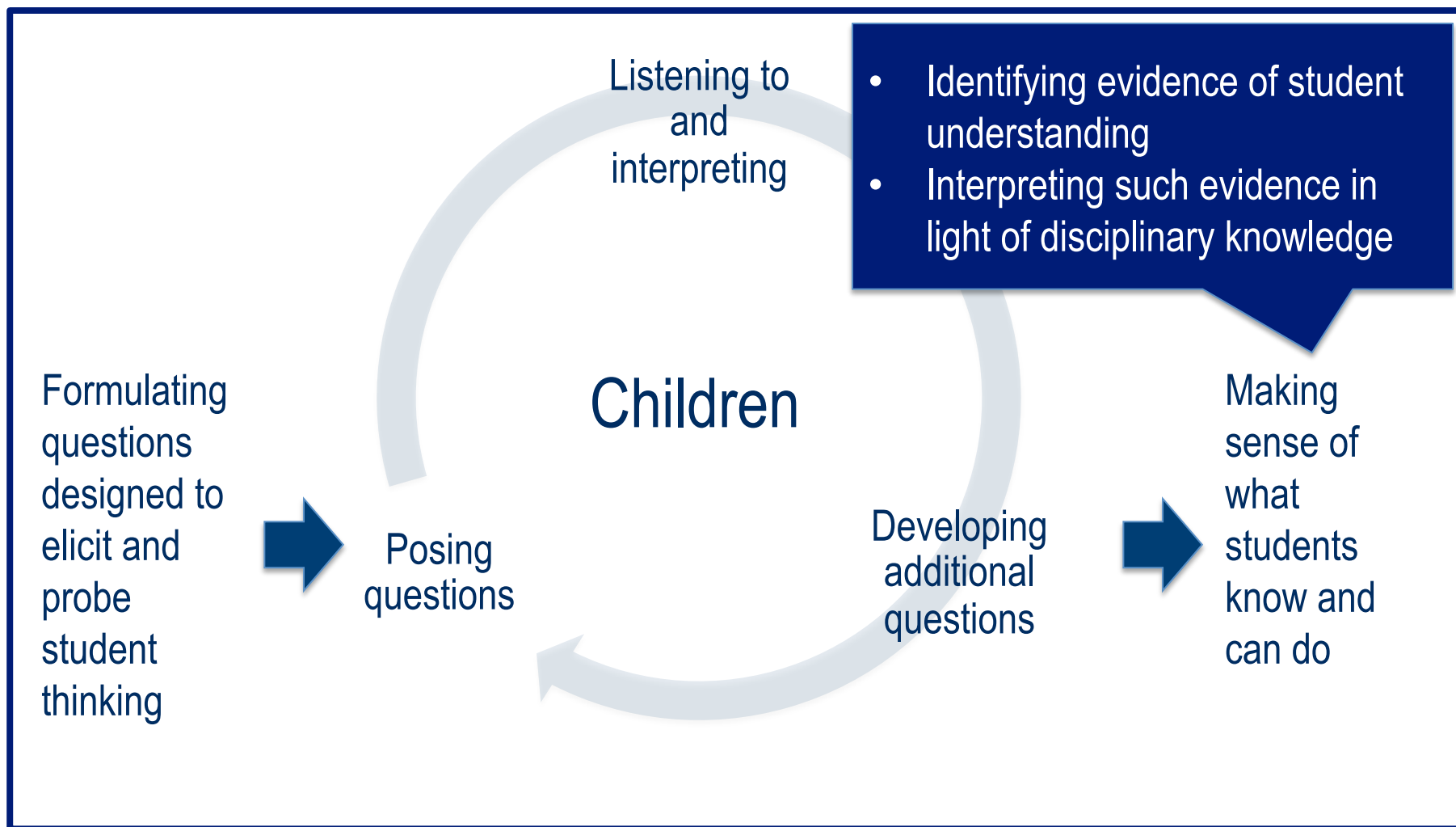


Making
sense of
what
students
know and
can do

Content & practices



Content & practices



Content & practices

USING VIDEO AS MATERIAL FOR TEACHING TEACHING



SCHOOL OF EDUCATION
UNIVERSITY OF MICHIGAN



TeachingWorks
UNIVERSITY of MICHIGAN

VIDEO AS MATERIAL FOR DESIGNING LEARNING OPPORTUNITIES FOR TEACHER CANDIDATES

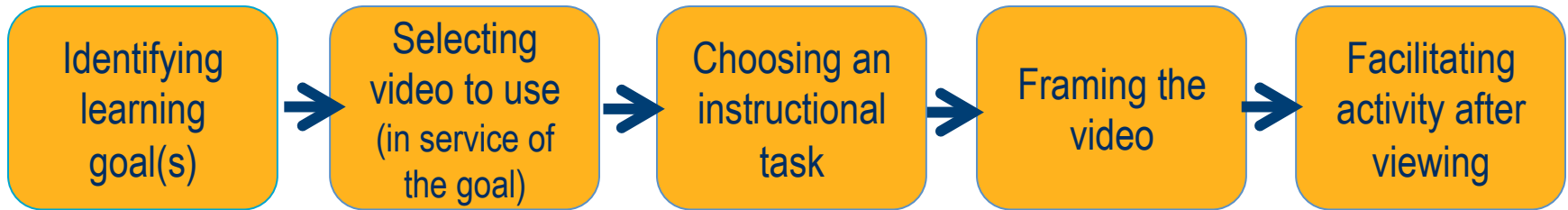
AFFORDANCES

- Makes it possible to get inside the work of teaching and its complexities
- Specifically makes possible work centered on equity and social justice in ways that are intertwined with teaching

POSSIBLE PITFALLS

- Difficult to locate video that represents the classrooms and children we are preparing teachers for
- Can lose focus on subject matter content
- Challenging to locate video examples that offer examples of disrupting inequity
- Racial narratives and lenses shape viewers' perceptions and can reinforce bias/stereotypes if not acknowledged

USING VIDEOS TO SUPPORT TEACHER LEARNING



Ball, Shaughnessy, & Garcia, 2017

LEARNING GOAL RELATED TO ELICITING AND INTERPRETING STUDENT THINKING

1. Developing practice-based critical consciousness about racial/gender narratives:
Noticing Black girls' strengths
 2. Listening carefully and generously to children
 3. Developing mathematical knowledge for teaching
 4. Posing attuned questions to probe student thinking and demonstrate interest in and respect for them as thinkers and knowers
- 1 & 2. Name ways that Aniyah and Toni *might* be “read” and how you see their strengths
 3. See and name the mathematics that the girls know and are using
 4. Design and pose specific questions to probe student thinking



This work is licensed under the Creative Commons Attribution-Noncommercial-No Derivative Works Version 3.0 United States License:

<http://creativecommons.org/licenses/by-nc-nd/3.0/us/> © 2017 TeachingWorks • School of Education • University of Michigan • Ann Arbor, MI 48109 • info@teachingworks.org



LEARNING GOAL RELATED TO ELICITING AND INTERPRETING STUDENT THINKING

1. Developing practice-based critical consciousness about racial/gender narratives:
Noticing Black girls' strengths
2. Listening carefully and generously to children
3. Developing mathematical knowledge for teaching
4. Posing attuned questions to probe student thinking and demonstrate interest in and respect for them as thinkers and knowers

- 1 & 2. Name ways that Aniyah and Toni *might* be “read” and how you see their strengths
3. See and name the mathematics that the girls know and are using
4. Design and pose specific questions to probe student thinking

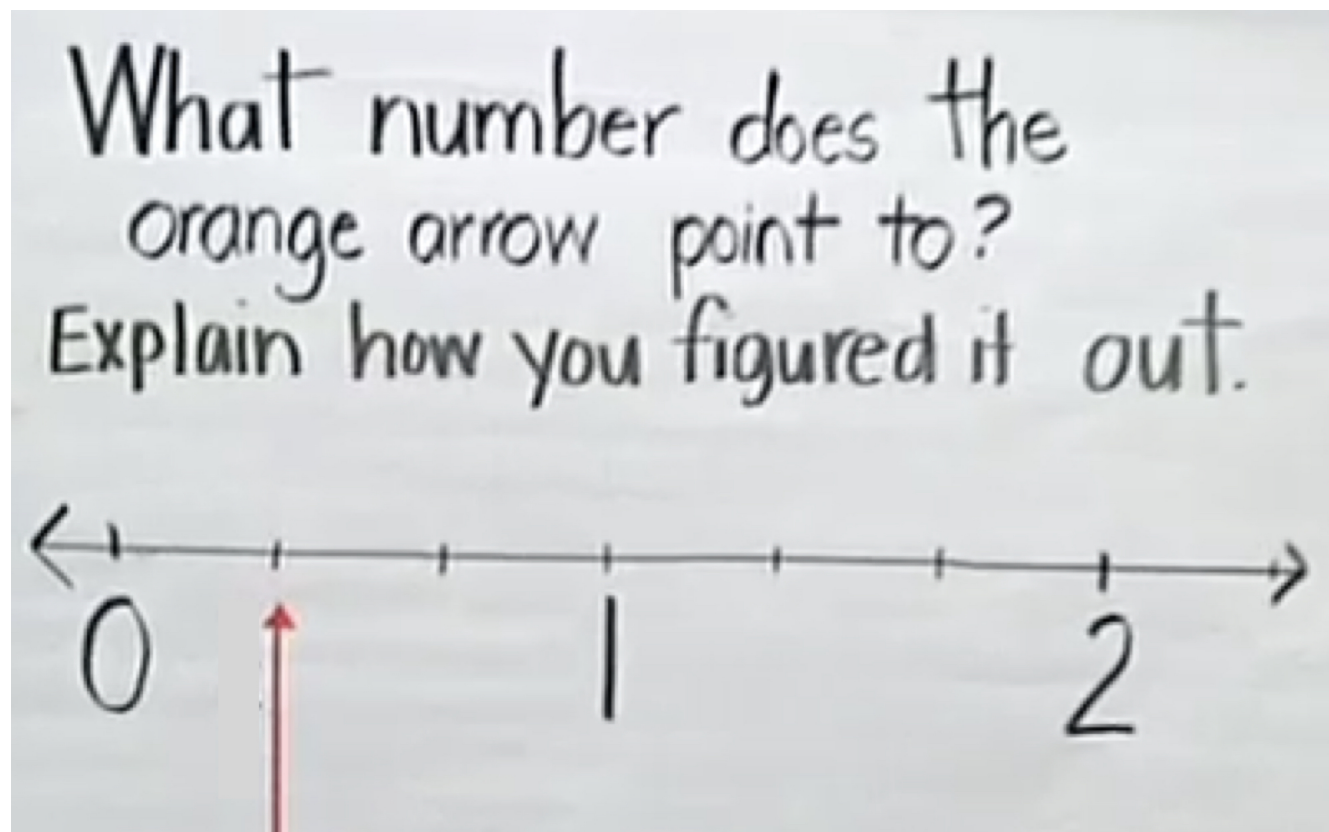


This work is licensed under the Creative Commons Attribution-Noncommercial-No Derivative Works Version 3.0 United States License:

<http://creativecommons.org/licenses/by-nc-nd/3.0/us/> © 2017 TeachingWorks • School of Education • University of Michigan • Ann Arbor, MI 48109 • info@teachingworks.org



A MATHEMATICAL TASK






ANIYAH



TONI

ANIYAH AND TONI



ANIYAH



How might others “read” and interpret Aniyah and Toni?

TONI



TONI

ANIYAH



How else could YOU “read” and interpret Aniyah and Toni?

TONI



TONI

WHAT *DO* ANIYAH AND TONI KNOW AND WHAT CAN EACH DO?

ANIYAH

- Uses the definition for a fraction to explain
 - She identifies the “whole”
 - She makes sure the intervals are equal
 - She counts intervals and not tick marks
 - She knows how to write “one-seventh”
- Produces a mathematically well-structured explanation
- Presents her ideas clearly

TONI

- Listens closely to a classmate’s presentation
- Uses the definition for a fraction to ask
 - How Aniyah decided on 7 parts
- Asks a pointed mathematical question

LEARNING GOAL RELATED TO ELICITING AND INTERPRETING STUDENT THINKING

1. Developing practice-based critical consciousness about racial/gender narratives:
Noticing Black girls' strengths
 2. Listening carefully and generously to children
 3. Developing mathematical knowledge for teaching
 4. **Posing attuned questions to probe student thinking and demonstrate interest in and respect for them as thinkers and knowers**
- 1 & 2. Name ways that Aniyah and Toni *might* be “read” and how you see their strengths
 3. See and name the mathematics that the girls know and are using
 4. **Design and pose specific questions to probe student thinking**



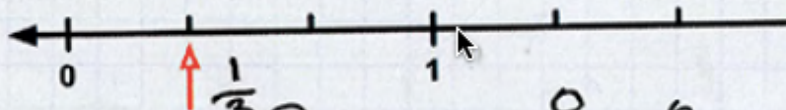
This work is licensed under the Creative Commons Attribution-Noncommercial-No Derivative Works Version 3.0 United States License:

<http://creativecommons.org/licenses/by-nc-nd/3.0/us/> © 2017 TeachingWorks • School of Education • University of Michigan • Ann Arbor, MI 48109 • info@teachingworks.org



TONI

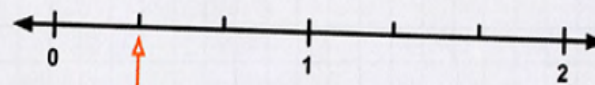
What number does the orange arrow point to? $\frac{1}{3}$



Explain how you know: Because it's in 3 parts

MARIANA

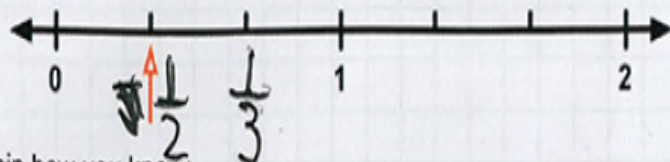
What number does the orange arrow point to? $\frac{1}{2}$



Explain how you know: How I know its $\frac{1}{2}$ is that there's a interval from zero to one there was 2 line between 0 and 1.

ASHTON

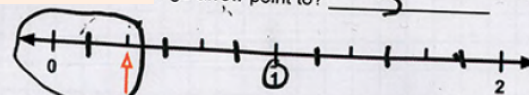
What number does the orange arrow point to? _____



Explain how you know: $\frac{1}{2}$

MAKAYLA

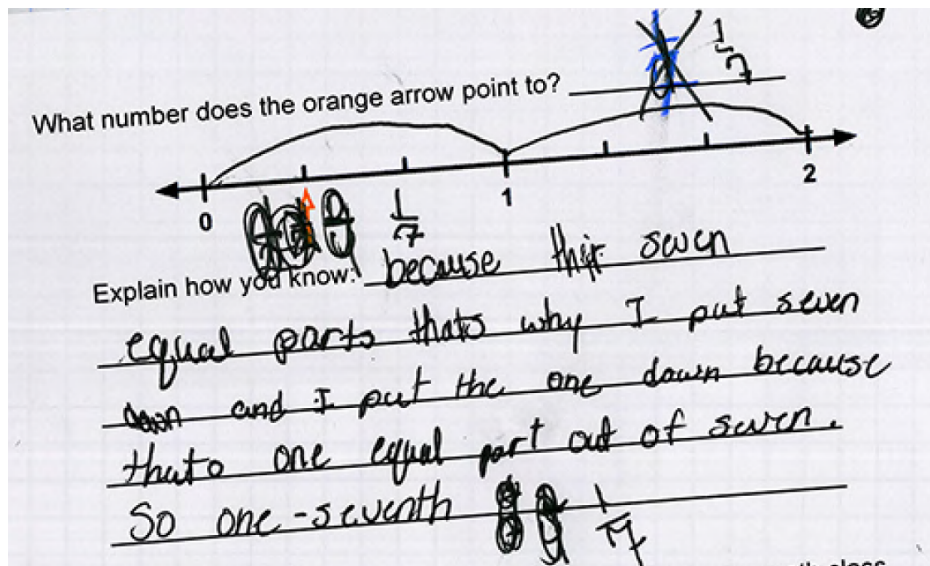
What number does the orange arrow point to? $\frac{1}{3}$ Tuesday, August 5, 2017



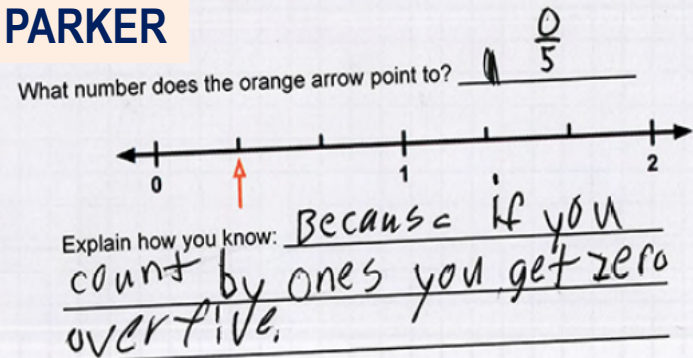
Explain how you know: Count from zero is one and then make it equal and then it's a equal then count from the 1 I saw the one then $3 = \frac{1}{3}$ maybe not it has to be equal 1 2 3 and 3 equal 1

Write a complete sentence with one goal for yourself for our math class today. Give an example of what it looks like to do this really well.

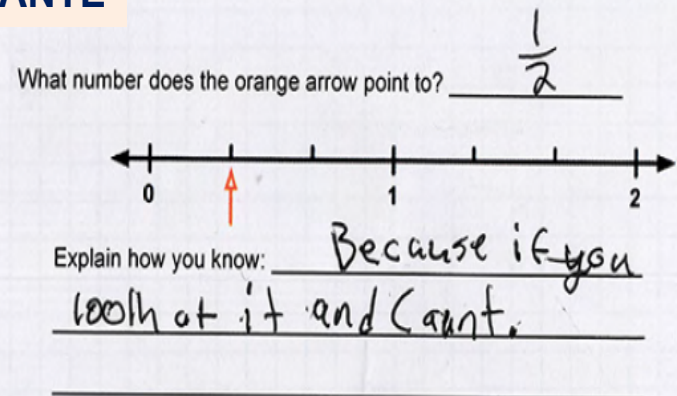
ANIYAH



PARKER



DANTE



DESIGN AND POSE SPECIFIC QUESTIONS TO PROBE STUDENT THINKING

- What did the student write?
- Think: what might the student have meant or been thinking, saying?
- Design and practice asking orally a question to find out what the child was thinking and saying.



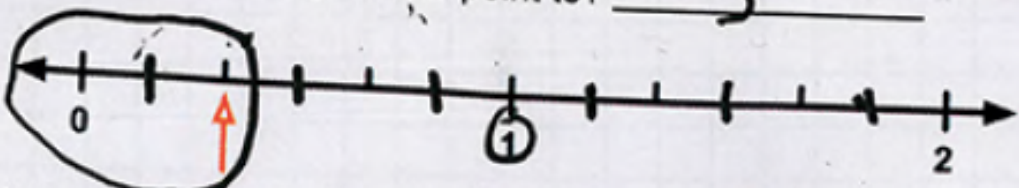
This work is licensed under the Creative Commons Attribution-Noncommercial-No Derivative Works Version 3.0 United States License:

<http://creativecommons.org/licenses/by-nc-nd/3.0/us/> © 2017 TeachingWorks • School of Education • University of Michigan • Ann Arbor, MI 48109 • info@teachingworks.org



MAKAYLA

What number does the orange arrow point to? $\frac{1}{3}$ Tuesday, August 5, 20



Explain how you know: Count from zero
is and then make it
equal and then it's a equal then
count from the 1 I saw
the one then 3 = $\frac{1}{3}$ maybe not
it has to be equal 1 2 3 and 3 can be 1

Write a complete sentence with one goal for yourself for our math class today. Give an example of what it looks like to do this really well. Parts

LUNCH!

- We'll begin again at 1:15

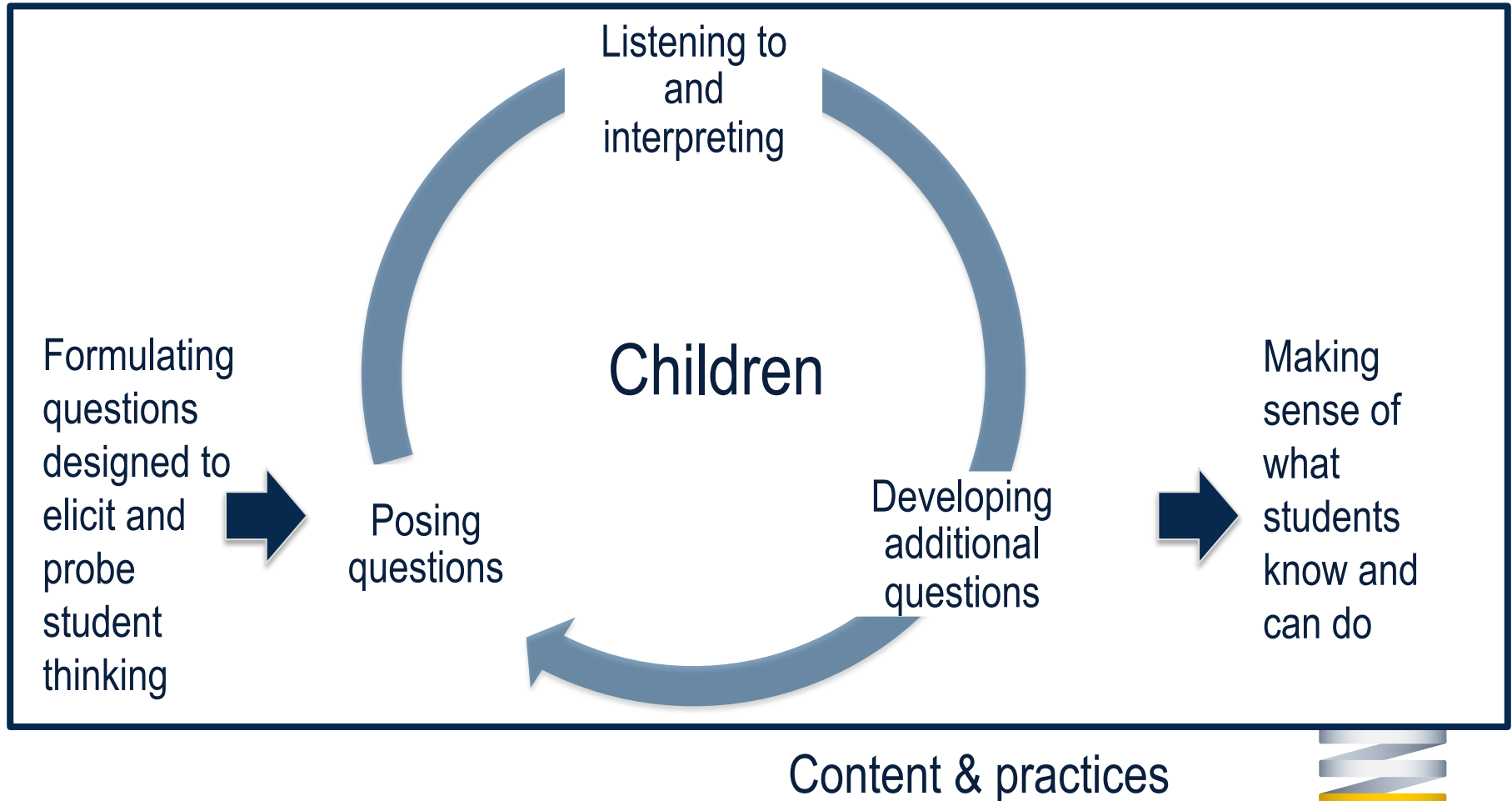


TeachingWorks



This work is licensed under the Creative Commons Attribution-Noncommercial-No Derivative Works Version 3.0 United States License:
<http://creativecommons.org/licenses/by-nc-nd/3.0/us/> © 2017 TeachingWorks • School of Education • University of Michigan • Ann Arbor, MI 48109 • info@teachingworks.org

ELICITING AND INTERPRETING STUDENT THINKING (EIST)



ELICITING AND INTERPRETING STUDENT THINKING

USING A REHEARSAL IN AN ELEMENTARY MATHEMATICS CONTEXT



TeachingWorks
UNIVERSITY of MICHIGAN

REHEARSAL

- Occurs in the company of others
- Involves cycles of repetition *with expert feedback and coaching*
- *Reduces the complexity* of the work by controlling features of the work

Lampert, M., Franke, M. L., Kazemi, E., Ghouseini, H., Turrou, A.C., Beasley, H., Cunard, A., & Crowe, K. (2013). Keeping it complex using rehearsals to support novice teacher learning of ambitious teaching. *Journal of Teacher Education*, 64(3), 226-243.

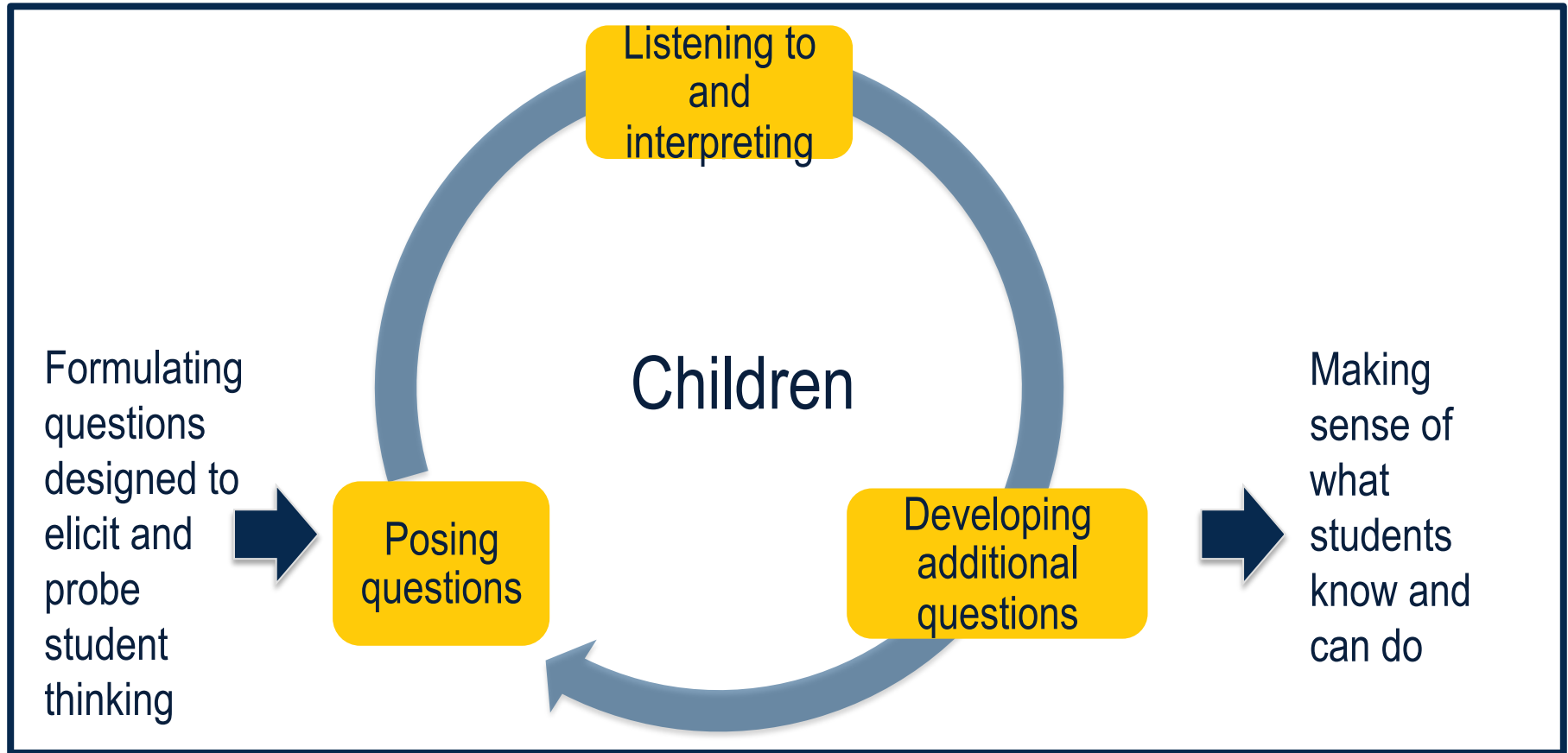


TeachingWorks



This work is licensed under the Creative Commons Attribution-Noncommercial-No Derivative Works Version 3.0 United States License:
<http://creativecommons.org/licenses/by-nc-nd/3.0/us/> © 2017 TeachingWorks • School of Education • University of Michigan • Ann Arbor, MI 48109 • info@teachingworks.org

ELICITING AND INTERPRETING STUDENT THINKING (EIST)



Content & practices



TeachingWorks

OVERVIEW: TEACHER EDUCATION ACTIVITY

Teacher candidates:

1. Engage with the “student” task
2. Prepare for a rehearsal in small groups
3. Engage in a rehearsal
 - One teacher candidates rehearses, others represent student thinking
4. Debrief the rehearsal with a focus on the teaching practice of eliciting and interpreting student thinking



TeachingWorks



This work is licensed under the Creative Commons Attribution-Noncommercial-No Derivative Works Version 3.0 United States License:
<http://creativecommons.org/licenses/by-nc-nd/3.0/us/> © 2017 TeachingWorks • School of Education • University of Michigan • Ann Arbor, MI 48109 • info@teachingworks.org

WHAT IS A NUMBER TALK?

In a number talk, students are provided with an arithmetic problem and asked to solve the problem. Sometimes it is done mentally.

The purpose of a number talk is to:

- develop efficient, flexible, and accurate computation strategies that build on key foundational ideas of mathematics.
- provide opportunities for students to construct mathematical arguments and critique the reasoning of others.

The *rehearsal goal* is not to learn to engage in a number talk with children, but rather to *practice eliciting students' thinking* inside of a number talk.



TeachingWorks



1. ENGAGE WITH THE “STUDENT” TASK

Teacher candidates work in small groups to:

- anticipate student solutions and methods
- show how each method could be represented on the board in a way that highlights the components of the student’s method

Your task:

- anticipate student solutions (*you can skip the recording part*)
- consider how you might record the following contribution from a student on the board:

I started with 119. I added 100 and I got 219. Then, I added 20 and I got 239. Then I added 10 and I got 249. Then, I had to take away 1. So 248.



TeachingWorks



2. PREPARE FOR A REHEARSAL IN SMALL GROUPS

Teacher candidates:

- Read the lesson plan
- Engage in trying out the number talk in small groups

Learning foci for the teacher candidates:

- Elicit and probe students' methods for mentally solving the problem
- Make the shared strategies accessible to other students
- Listen carefully to student ideas
- Record student strategies in accurate and accessible



TeachingWorks



This work is licensed under the Creative Commons Attribution-Noncommercial-No Derivative Works Version 3.0 United States License:
<http://creativecommons.org/licenses/by-nc-nd/3.0/us/> © 2017 TeachingWorks • School of Education • University of Michigan • Ann Arbor, MI 48109 • info@teachingworks.org

3. ENGAGE IN A REHEARSAL

Learning foci for the teacher candidates:

- Elicit and probe students' methods for mentally solving the problem
- Make the shared strategies accessible to other students
- Listen carefully to student ideas
- Record student strategies in accurate and accessible



TeachingWorks



This work is licensed under the Creative Commons Attribution-Noncommercial-No Derivative Works Version 3.0 United States License:
<http://creativecommons.org/licenses/by-nc-nd/3.0/us/> © 2017 TeachingWorks • School of Education • University of Michigan • Ann Arbor, MI 48109 • info@teachingworks.org

4. DEBRIEF THE REHEARSAL

Learning foci for the teacher candidates:

- Elicit and probe students' methods for mentally solving the problem
 - Make the shared strategies accessible to other students
 - Listen carefully to student ideas
 - Record student strategies in accurate and accessible
-
- **Rehearsing teacher candidate:** What was challenging to do?
 - **All other teacher candidates:**
 - What did you notice about the moves that the teacher used to elicit and interpret student thinking?
 - What went well? Ideas about why?
 - What seemed more challenging to do? How could you manage those challenges?



TeachingWorks



This work is licensed under the Creative Commons Attribution-Noncommercial-No Derivative Works Version 3.0 United States License:
<http://creativecommons.org/licenses/by-nc-nd/3.0/us/> © 2017 TeachingWorks • School of Education • University of Michigan • Ann Arbor, MI 48109 • info@teachingworks.org

OVERVIEW: TEACHER EDUCATION ACTIVITY

Teacher candidates:

1. Engage with the “student” task
2. Prepare for a rehearsal in small groups
3. Engage in a rehearsal
4. Debrief the rehearsal with a focus on the teaching practice of eliciting and interpreting student thinking



TeachingWorks



This work is licensed under the Creative Commons Attribution-Noncommercial-No Derivative Works Version 3.0 United States License:
<http://creativecommons.org/licenses/by-nc-nd/3.0/us/> © 2017 TeachingWorks • School of Education • University of Michigan • Ann Arbor, MI 48109 • info@teachingworks.org

DISCUSSION

- What did you notice about the opportunities to work on the practice of eliciting and interpreting student thinking? Where might a rehearsal be more limited when working on the practice of eliciting and interpreting student thinking?
- Do you already use rehearsal in this way in your course(s)? If so, how is this approach similar to what you do? How is it different?

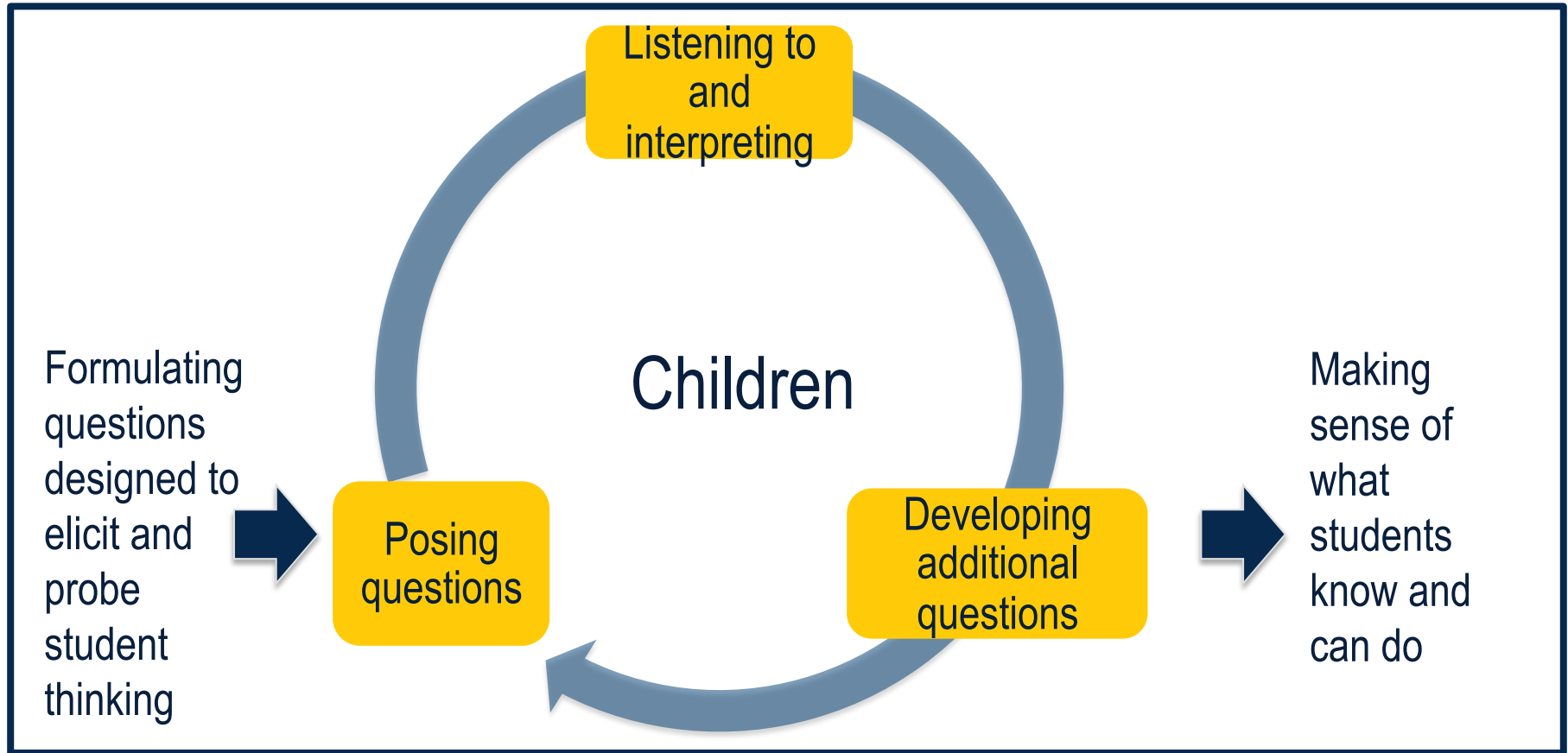


TeachingWorks



This work is licensed under the Creative Commons Attribution-Noncommercial-No Derivative Works Version 3.0 United States License:
<http://creativecommons.org/licenses/by-nc-nd/3.0/us/> © 2017 TeachingWorks • School of Education • University of Michigan • Ann Arbor, MI 48109 • info@teachingworks.org

ELICITING AND INTERPRETING STUDENT THINKING (EIST)

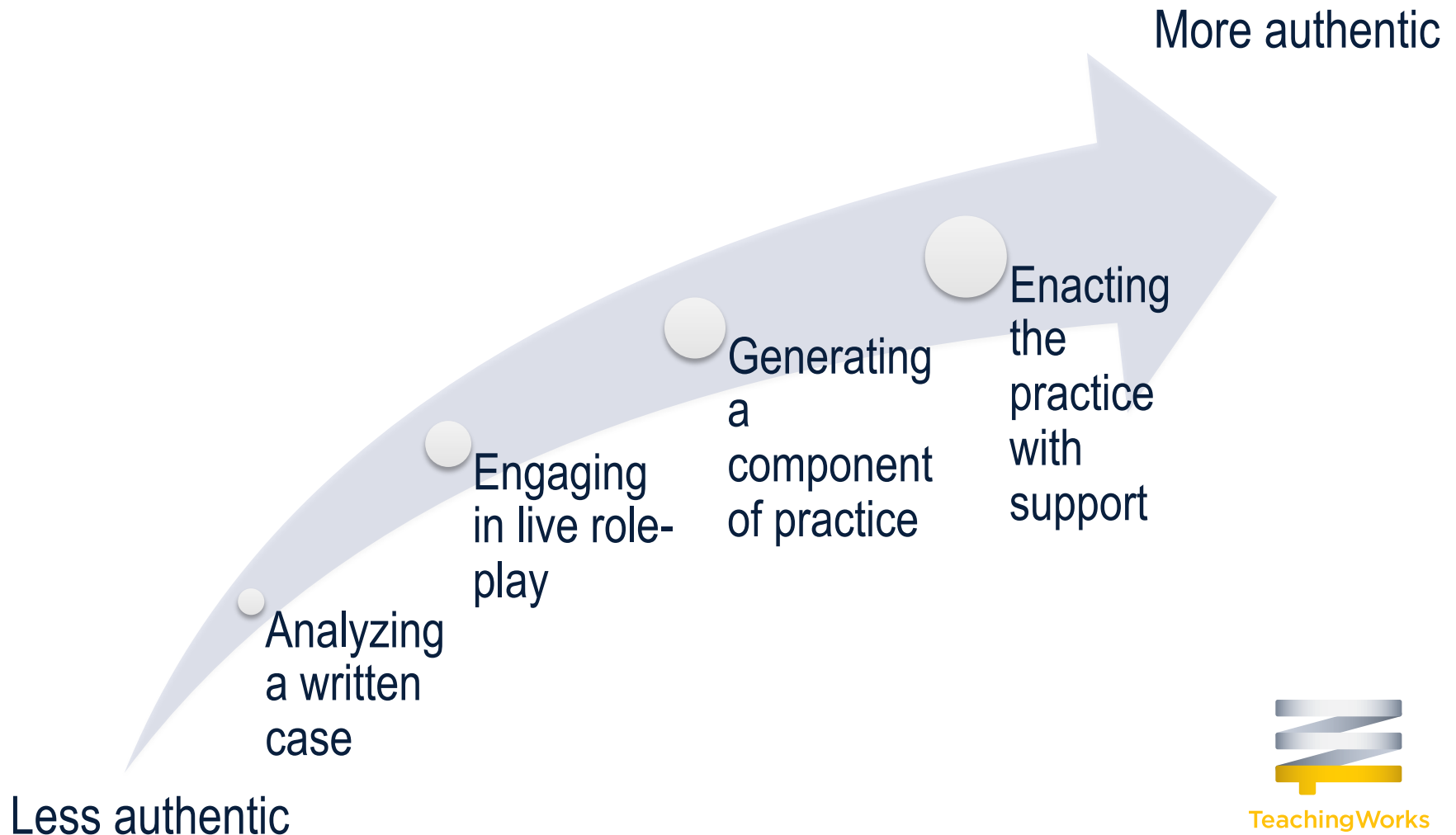


Content & practices



TeachingWorks

EXAMINING APPROXIMATIONS OF PRACTICE



TeachingWorks



This work is licensed under the Creative Commons Attribution-Noncommercial-No Derivative Works Version 3.0 United States License:
<http://creativecommons.org/licenses/by-nc-nd/3.0/us/> © 2017 TeachingWorks • School of Education • University of Michigan • Ann Arbor, MI 48109 • info@teachingworks.org

TEACHER EDUCATION PEDAGOGIES

- Using Transcripts
- Using Student Work
- Using Video
- Simulated Student Interaction
- Rehearsal and Rehearsal-like Pedagogies (e.g. Peer “Run through,” Microteaching)



TeachingWorks



This work is licensed under the Creative Commons Attribution-Noncommercial-No Derivative Works Version 3.0 United States License:
<http://creativecommons.org/licenses/by-nc-nd/3.0/us/> © 2017 TeachingWorks • School of Education • University of Michigan • Ann Arbor, MI 48109 • info@teachingworks.org

TRANSCRIPTS

- Serve as a representation of practice
- Can be used to help Teacher Candidates decompose a practice
- Can be used to help Teacher Candidates practice interpreting student thinking and develop understanding of common patterns and novel interpretations
- Can be created in the absence of good video (script)
- Can help teacher candidates focus on exactly what is being said, rather than on other elements of the interaction (facial expressions, student movement etc.)

A teacher and student have the following conversation in a one-on-one conference.

Teacher: Okay, so now that we've had a chance to read the whole piece, tell me what you think about Elizabeth Kubler-Ross?

Student: Who?

Teacher: The psychologist...

Student: Oh yeah...sorry. She's the main character.

Teacher: Is she the main character?

Student: Yeah, she talks the most.

Teacher: Okay, so tell me more about her.

Student: She's kinda mean and hard. Most of the story she talks about this family that she knows. The girl in the family is dying of cancer, and her family wants her to live. The psychologist lady...

Teacher: Elizabeth Kubler-Ross.



USING STUDENT WORK

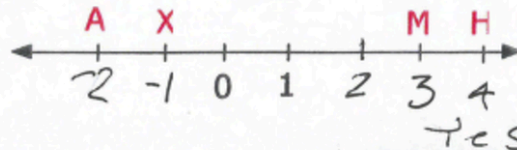
Homework #7
Wednesday, August 5, 2015

This assignment is due on Thursday, August 6 at the beginning of class.
Please write neatly and answer the questions on the homework completely. Please do not get help on these questions.

Reviewing Today's Work

These questions are for you to review what we did together.

1.



Is A less than or more than H? How do you know? ~~I think it is~~

I think it is because A is on negative side and H is on the positive side and there like a minus sign is like subtraction so it is less.

Is A less than or more than X? How do you know? NO

I'm going to say no even though they are both on the negative side I'm going to say X is less because it's close to zero.

Label what numbers go at A, X, M, and H. Then, explain how you know what M is.



TeachingWorks

USING VIDEO

Video can be used to help Teacher Candidates

- Identify and unpack techniques and approaches
- Learn to hear and interpret (common or unexpected) student thinking in a specific content domain
- Develop and practice content knowledge for teaching



TeachingWorks



This work is licensed under the Creative Commons Attribution-NonCommercial-No Derivative Works Version 3.0 United States License:
<http://creativecommons.org/licenses/by-nc-nd/3.0/us/> © 2017 TeachingWorks • School of Education • University of Michigan • Ann Arbor, MI 48109 • info@teachingworks.org

SIMULATED STUDENT INTERACTION

A simulated student interaction (SSI) is a targeted one-on-one interaction between a teacher candidate and a teacher educator who is enacting a standardized student profile.

- In this activity, the teacher educator plays the part of the student, enacting a prepared student profile around specific content.
- Teacher candidates have the opportunity to interact with the “student” in a one-on-one setting—while other candidates observe.
- The student profile is developed by the teacher educator to present candidates with common patterns of interaction and dilemmas they might encounter in the field.



TeachingWorks



This work is licensed under the Creative Commons Attribution-Noncommercial-No Derivative Works Version 3.0 United States License:
<http://creativecommons.org/licenses/by-nc-nd/3.0/us/> © 2017 TeachingWorks • School of Education • University of Michigan • Ann Arbor, MI 48109 • info@teachingworks.org

REHEARSAL & REHEARSAL-LIKE PEDAGOGIES

Sample Rehearsal-like Pedagogies

- Peer Run Through
- Microteaching



TeachingWorks



This work is licensed under the Creative Commons Attribution-Noncommercial-No Derivative Works Version 3.0 United States License:
<http://creativecommons.org/licenses/by-nc-nd/3.0/us/> © 2017 TeachingWorks • School of Education • University of Michigan • Ann Arbor, MI 48109 • info@teachingworks.org

HLPs AND CORRESPONDING PEDAGOGIES

HLP	REHEARSAL	SIMULATED	VIDEO	SW	TRANSCRIPTS
Eliciting and Interpreting students' thinking					
Leading a group discussion					
Explaining and modeling content, practices and strategies					
Implementing norms and routines for classroom discourse					
Diagnosing particular common patterns of student thinking					
Coordinating and adjusting instruction during a lesson					
Specifying and reinforcing productive student behavior					
Implementing organizational routines					
Setting up and managing small group work					
Building respectful relationships with students					
Talking about a student with parents or caregivers					
Checking student understanding during and at the conclusion of lessons					
Interpreting the results of student work					
Providing oral and written feedback to students					
Analyzing instruction for the purpose of improving it					
Learning about students' cultural, religious, family, intellectual and personal experiences					
Setting long- and short-term learning goals for students					
Designing single lessons and sequences of lessons					
Selecting and designing formal assessments of student learning					

TeachingWorks



This work is licensed under the Creative Commons Attribution-Noncommercial-No Derivative Works Version 3.0 United States License:
<http://creativecommons.org/licenses/by-nc-nd/3.0/us/> © 2017 TeachingWorks • School of Education • University of Michigan • Ann Arbor, MI 48109 • info@teachingworks.org

SYNCHRONY AMONG HIGH-LEVERAGE PRACTICES

1. Leading a group discussion – **3, 5, 10, 15**
2. Explaining and modeling content, practices, and strategies
3. Eliciting and interpreting individual students' thinking
4. Diagnosing particular common patterns of student thinking and development in a subject-matter domain
5. Implementing norms and routines for classroom discourse and work
6. Coordinating and adjusting instruction during a lesson
7. Specifying and reinforcing productive student behavior
8. Implementing organizational routines
9. Setting up and managing small group work
10. Building respectful relationships with students
11. Talking about a student with parents or other caregivers
12. Learning about students' cultural, religious, family, intellectual, and personal experiences and resources for use in instruction
13. Setting long- and short-term learning goals for students
14. Designing single lessons and sequences of lessons
15. Checking student understanding during and at the conclusion of lessons
16. Selecting and designing formal assessments of student learning
17. Interpreting the results of student work, including routine assignments, quizzes, tests, projects, and standardized assessments
18. Providing oral and written feedback to students
19. Analyzing instruction for the purpose of improving it



TeachingWorks



LEADING A GROUP DISCUSSION

Discussion Enabling	Discussion Leading		
<p>Selecting a discussion-worthy task, text, and/or discussion prompt</p> <p>Identifying the general instructional goal for the discussion</p> <p>Allowing students time to think or write, on their own or in partners, before beginning the discussion</p>	<p>Framing Launching the discussion</p> <ul style="list-style-type: none"> • Posing an open-ended question • Reviewing norms for class discussion • Telling students the goal 	<p>Orchestrating Supporting students to engage</p> <ul style="list-style-type: none"> • Eliciting and probing student thinking • Orienting students to each other's ideas • Encouraging and allowing all students to participate • Making strategic contributions 	<p>Framing Closing the discussion</p> <ul style="list-style-type: none"> • Concluding and summarizing the main takeaways
	Recording student contributions		
	Focusing on the instructional point		



TeachingWorks



This work is licensed under the Creative Commons Attribution-Noncommercial-No Derivative Works Version 3.0 United States License:
<http://creativecommons.org/licenses/by-nc-nd/3.0/us/> © 2017 TeachingWorks • School of Education • University of Michigan • Ann Arbor, MI 48109 • info@teachingworks.org

INSTITUTIONAL WORK TIME

- Connecting our next steps to our Program Compact, please brainstorm with your colleagues from your home institution:
 - What appeals to you so far in this work?
 - What do you want to work on?
 - What goals do you want to set?



TeachingWorks



This work is licensed under the Creative Commons Attribution-Noncommercial-No Derivative Works Version 3.0 United States License:
<http://creativecommons.org/licenses/by-nc-nd/3.0/us/> © 2017 TeachingWorks • School of Education • University of Michigan • Ann Arbor, MI 48109 • info@teachingworks.org

OUR NEXT MEETING

- December 8? Will this date work?



TeachingWorks



This work is licensed under the Creative Commons Attribution-Noncommercial-No Derivative Works Version 3.0 United States License:
<http://creativecommons.org/licenses/by-nc-nd/3.0/us/> © 2017 TeachingWorks • School of Education • University of Michigan • Ann Arbor, MI 48109 • info@teachingworks.org

FEEDBACK FROM YOU

- tinyurl.com/y7bdrqe



TeachingWorks



This work is licensed under the Creative Commons Attribution-Noncommercial-No Derivative Works Version 3.0 United States License:
<http://creativecommons.org/licenses/by-nc-nd/3.0/us/> © 2017 TeachingWorks • School of Education • University of Michigan • Ann Arbor, MI 48109 • info@teachingworks.org

TLE MDPN REPOSITORY



TeachingWorks



This work is licensed under the Creative Commons Attribution-Noncommercial-No Derivative Works Version 3.0 United States License:
<http://creativecommons.org/licenses/by-nc-nd/3.0/us/> © 2017 TeachingWorks • School of Education • University of Michigan • Ann Arbor, MI 48109 • info@teachingworks.org

WHAT TO DO BETWEEN NOW AND DECEMBER...

- Please collect Practice-Based resources
 - Activities
 - Assessments
 - Readings
 - Etc.
- Please put these resources in the **TLE MdPN Repository** especially created for Maryland Program Network
- Please request from us the resources you'd like us to upload to this repository
- Your TW team member will reach out to you in the next 2 weeks to begin in-between convening work.



TeachingWorks



This work is licensed under the Creative Commons Attribution-Noncommercial-No Derivative Works Version 3.0 United States License:
<http://creativecommons.org/licenses/by-nc-nd/3.0/us/> © 2017 TeachingWorks • School of Education • University of Michigan • Ann Arbor, MI 48109 • info@teachingworks.org

REIMBURSEMENT FORMS

- Please be sure to give your form to Kyana.



TeachingWorks



This work is licensed under the Creative Commons Attribution-Noncommercial-No Derivative Works Version 3.0 United States License:
<http://creativecommons.org/licenses/by-nc-nd/3.0/us/> © 2017 TeachingWorks • School of Education • University of Michigan • Ann Arbor, MI 48109 • info@teachingworks.org

THANK YOU!

- Please feel free to contact us at any time
- We are eager to collaborate, share resources, and provide support however is helpful to you!



TeachingWorks



This work is licensed under the Creative Commons Attribution-Noncommercial-No Derivative Works Version 3.0 United States License:
<http://creativecommons.org/licenses/by-nc-nd/3.0/us/> © 2017 TeachingWorks • School of Education • University of Michigan • Ann Arbor, MI 48109 • info@teachingworks.org