

Fisher College of Science & Mathematics Academic Year 2024-25

FCSM Student Participation by Major AY 2024-25

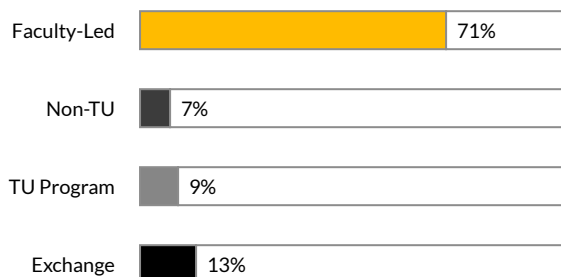
Biology	13	Earth-Space Science	2
Environmental Science & Studies	9	Physics	2
Information Technology	6	Forensic Chemistry	2
Computer Science	5	Mathematics	1
Molecular Biology, Biochemistry & Bioinformatics	4	Information Systems	1

FCSM Study Abroad/Away by Gender* AY 2024-25



*The Towson University Study Abroad & Away Office recognizes that gender identity is one's own sense of being male, female, neither, both or another gender. In alignment with institutional reporting, our statistics reflect the legal sex of participants collected from their PeopleSoft accounts.

FCSM Study Abroad/Away by Program Type AY 2024-25



"Leading this program for the past 10 years has enhanced my own biological knowledge, especially with regard to tropical rainforest ecology. Many things that the guides point out are things that I am now familiar with. I have also been able to practice my Spanish language skills, something I truly enjoy each year. One of the guides has visited Maryland several times, extending our collaborations and allowing us to have 'student reunions' after we return."

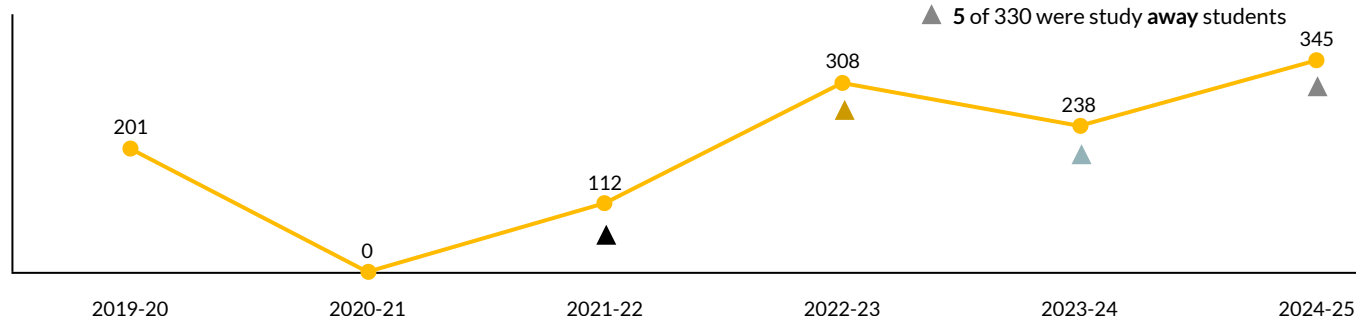
~ Dr. Sarah Haines, Department of Biological Sciences
TU Environmental Studies & Conservation in Costa Rica (Summer 2023)

*Total number of individual student experiences during AY 2024-2025

45

TOTAL FCSM STUDENTS*
ABROAD/AWAY 2024-25

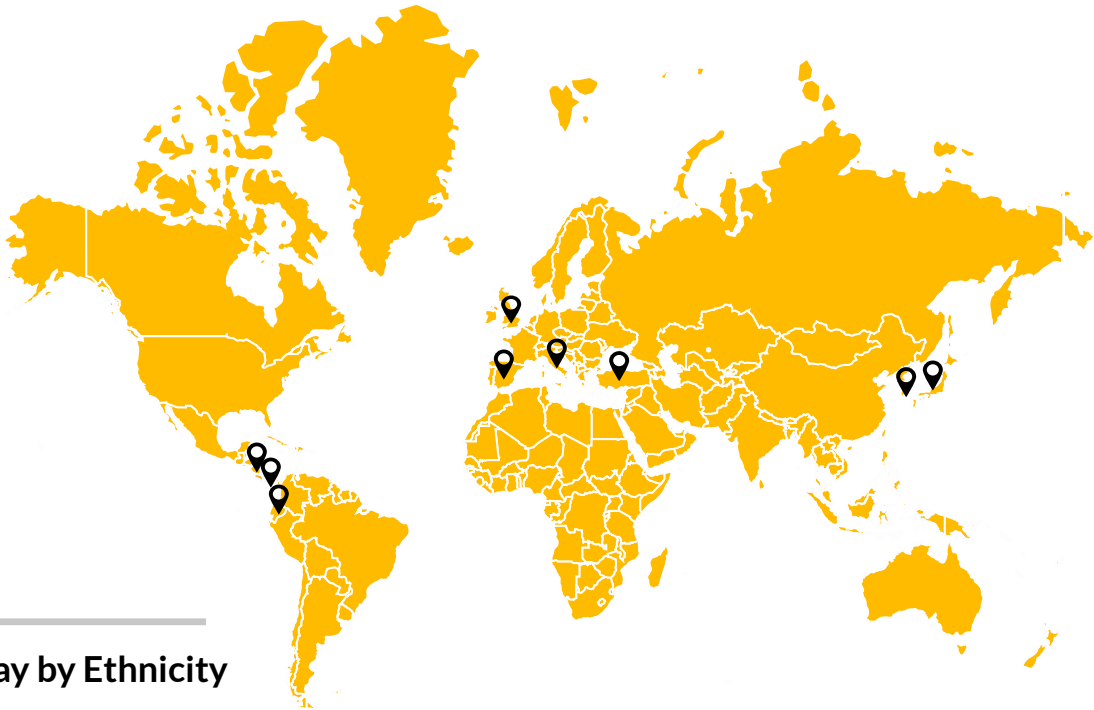
Towson University Students Abroad/Away 2019-2025



Top Destinations for FCSM Students AY 2024-25

- 1. Costa Rica
- 2. United Kingdom
- 3. Ecuador
- 4. Spain
- 5. Italy
- 6. Panama
- 7. Turkey
- 8. South Korea

Europe	42%
Latin America	40%
Asia	9%
Middle East	7%
United States	2%




FCSM Study Abroad/Away by Ethnicity
AY 2024-25



27% of FCSM study abroad/away students in AY 24-25 heard about their program from their academic advisor, department, or professor. Another 29% of FCSM participants found out about opportunities on the TU Study Abroad & Away Fair or information table.

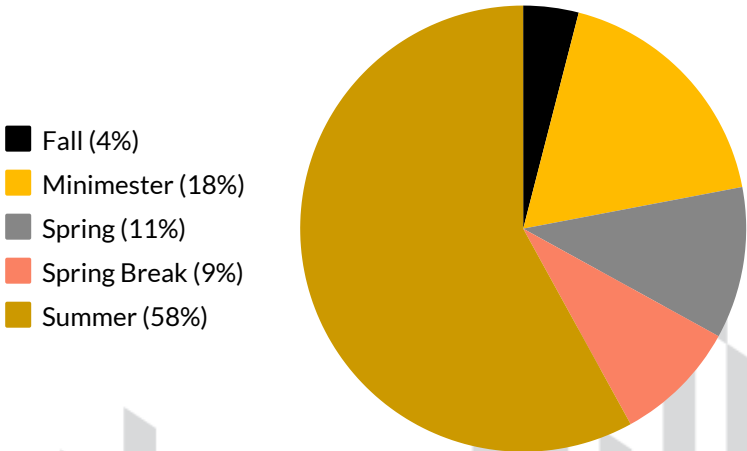
- White (27%)
- Black (42%)
- Multiracial (4%)
- Hispanic (18%)
- Asian (7%)
- Unknown (2%)

FCSM Study Abroad/Away by Class Standing
AY 2024-25



- Graduate (4%)
- Senior (51%)
- Junior (16%)
- Sophomore (20%)
- Freshman (9%)

FCSM Study Abroad/Away by Term
AY 2024-2025



- Fall (4%)
- Minimester (18%)
- Spring (11%)
- Spring Break (9%)
- Summer (58%)